2027

WESTCHESTER COUNTY

SPECIAL DISTRICT BUDGET

PROPOSED



WESTCHESTER COUNTY

Kenneth W. Jenkins
Westchester County Executive

2027

PROPOSED DISTRICTS

CURRENT OPERATING BUDGET

Kenneth W. Jenkins
County Executive

Lawrence C. Soule
Budget Director


WESTCHESTER
COUNTY

Index

Summaries, Districts Budgets **B-1**
Environmental Facilities (60ENV) **C-3**
Environmental Facilities (60_0110) C-7
Environmental Facilities (60SEWER) **C-16**
Blind Brook Sewer (60_0310) C-16
Bronx Valley Sewer (60_0410) C-19
Central Yonkers Sewer (60_0510) C-22
Hutchinson Valley Sewer (60_0610) C-25
Mamaroneck Valley Sewer (60_0710) C-28
New Rochelle Sewer (60_0810) C-31
North Yonkers Sewer (60_0910) C-35
Saw Mill Valley Sewer (60_1010) C-38
South Yonkers Sewer (60_1110) C-41
Upper Bronx Sewer (60_1210) C-44
No. Yonkers Pumping Station (60_1310) C-47
Yonkers Joint Water Resource Recovery Facility (60_1410) C-49
Ossining Sewer (60_1510) C-52
Peekskill Sewer (60_1610) C-55
Port Chester Sewer (60_1710) C-58
Environmental Facilities (60WATER) **C-61**
County Water Dist No 1 (60_5110) C-61
County Water Dist No 2 (60_5210) C-66
County Water Dist No 3 (60_5310) C-69
County Water Dist No 4 (60_5410) C-74
Environmental Facilities (60REFUSE) **C-77**
Refuse Disposal District Admin (60_7100) C-83
So Columbus Transfer Station (60_7300) C-86

Index

Thruway Transfer Station (60_7400)..... C-88
Wastesheds 4 And 5 (60_7500)..... C-90
Recovery And Disposal (60_7600)..... C-92
Comprehensive Recycling Office (60_7700)..... C-95
Material Recovery Facility (60_7800)..... C-98
Salary Scales..... D-1
District Maps..... E-1

2027

PROPOSED DISTRICTS

BUDGET SUMMARIES


WESTCHESTER
COUNTY

SPECIAL DISTRICTS APPROPRIATIONS SUMMARY

APPROPRIATIONS		Expended 2025	Adopted 2026	Appropriated 2026	Projected 2026	Budget 2027	Budget 2027 - Budget 2026
SEWER DISTRICTS							
Blind Brook Sewer	(600310)	11,857,919	12,828,425	12,828,425	12,641,876	13,107,359	278,934
Bronx Valley Sewer	(600410)	34,177,053	34,659,839	34,659,839	34,073,043	36,093,018	1,433,179
Central Yonkers Sewer	(600510)	2,483,999	2,607,930	2,607,930	2,467,536	2,567,615	(40,315)
Hutchinson Valley Sewer	(600610)	10,120,400	9,902,661	9,902,661	9,740,862	10,417,595	514,934
Mamaroneck Valley Sewer	(600710)	24,054,145	25,761,580	25,761,580	25,407,310	26,202,512	440,932
New Rochelle Sewer	(600810)	23,371,037	24,545,221	24,545,221	24,366,598	24,759,291	214,070
North Yonkers Sewer	(600910)	6,432,550	7,100,809	7,100,809	7,071,122	7,483,934	383,125
Saw Mill Valley Sewer	(601010)	20,284,453	22,540,774	22,540,774	22,253,571	23,081,997	541,223
South Yonkers Sewer	(601110)	2,731,158	2,892,979	2,892,979	2,848,816	3,030,470	137,491
Upper Bronx Sewer	(601210)	1,923,596	2,059,262	2,059,262	2,014,280	2,102,130	42,868
Ossining Sewer	(601510)	5,764,810	6,285,731	6,285,731	6,210,702	6,459,468	173,737
Peekskill Sewer	(601610)	7,048,609	7,306,632	7,306,632	7,219,252	7,896,398	589,766
Port Chester Sewer	(601710)	4,288,713	4,528,741	4,528,741	4,478,736	4,765,377	236,636
SEWER DISTRICTS		**154,538,442**	**163,020,584**	**163,020,584**	**160,793,704**	**167,967,164**	**4,946,580**
WATER DISTRICTS							
County Water District No. 1	(605110)	22,637,055	22,621,989	22,783,136	22,730,496	23,236,616	614,627
County Water District No. 2	(605210)	7,090	10,000	10,000	10,000	10,000	-
County Water District No. 3	(605310)	2,955,719	3,648,446	3,673,474	3,423,627	3,766,621	118,175
County Water District No. 4	(605410)	-	1,000	1,000	1,000	1,000	-
WATER DISTRICTS		**25,599,864**	**26,281,435**	**26,467,610**	**26,165,123**	**27,014,237**	**732,802**
REFUSE DISPOSAL DISTRICT		**84,803,657**	**88,330,985**	**88,475,844**	**86,681,100**	**90,859,746**	**2,528,761**
TOTAL ALL DISTRICTS		**264,941,963**	**277,633,004**	**277,964,038**	**273,639,927**	**285,841,147**	**8,208,143**

Amounts expended and appropriated for Environmental Facilities (600110), No. Yonkers Pumping Station (601310) and Yonkers Joint WWRF (601410) are included in the above Sewer District Tabulations.

Note: May not total due to rounding.

SPECIAL DISTRICTS TAX LEVY SUMMARY

District	2025 Tax Levy	2026 Tax Levy	2027 Tax Levy	Dollar Change	Percent Change
Blind Brook	11,248,615	11,460,850	12,076,471	615,621	5.4%
Bronx Valley	32,502,913	33,249,689	35,749,743	2,500,054	7.5%
Central Yonkers	2,330,942	2,545,761	2,546,325	564	0.0%
Hutchinson Valley	9,975,015	9,449,820	10,248,771	798,951	8.5%
Mamaroneck Valley	22,467,931	23,601,744	24,814,866	1,213,122	5.1%
New Rochelle	20,130,744	20,656,660	21,374,514	717,854	3.5%
North Yonkers	6,456,816	6,819,297	7,395,632	576,335	8.5%
Saw Mill	20,155,623	21,632,931	22,802,677	1,169,746	5.4%
South Yonkers	2,725,017	2,774,481	2,995,422	220,941	8.0%
Upper Bronx	1,925,508	1,977,288	2,080,926	103,638	5.2%
Ossining	5,372,604	5,927,644	6,233,041	305,397	5.2%
Peekskill	6,711,096	6,848,638	7,616,787	768,149	11.2%
Port Chester	3,880,307	3,938,328	4,300,021	361,693	9.2%
Water District #1	4,698,623	4,698,623	4,861,758	163,135	3.5%
Refuse Disposal District #1	62,716,478	62,216,478	62,216,478	-	0.0%
TOTAL	**213,298,232**	**217,798,232**	**227,313,432**	**9,515,200**	**4.4%**

SPECIAL DISTRICTS RE-APPROPRIATIONS ASSIGNED FOR PURCHASES ON ORDER

Special District	Assigned
Blind Brook	204,306
Bronx Valley	685,103
Central Yonkers	45,865
Hutchinson Valley	204,306
Mamaroneck Valley	401,576
New Rochelle	217,596
North Yonkers	122,740
Ossining	79,482
Peekskill	113,618
Port Chester	51,599
Saw Mill Valley	381,510
South Yonkers	57,591
Upper Bronx Valley	40,653
TOTAL, SEWER DISTRICT FUNDS	2,605,945
County Water District #1	161,147
County Water District #3	25,029
TOTAL, WATER DISTRICT FUNDS	186,176
TOTAL, REFUSE DISTRICT FUNDS	144,859


WESTCHESTER
COUNTY

2027

PROPOSED DISTRICTS

CURRENT OPERATING BUDGETS


WESTCHESTER
COUNTY

Environmental Facilities (60ENV)

DEPARTMENT DESCRIPTION

The Department of Environmental Facilities traces its origins back to the nineteenth century when the Bronx Valley Sewer Commission was created by the State Legislature in 1895. The purpose of the Commission was to develop a sewage collection, conveyance and disposal plan that would clean up the Bronx River. Over the next several decades, working through the Sanitary Sewer Commission and the Department of Public Works, the County made a great deal of progress towards providing adequate wastewater collection and treatment and maintaining above standard water quality in the surrounding waters.

The Department of Environmental Facilities was created in 1971, replacing the Division of Sewers in the Department of Public Works, to meet the increased needs of the County due to Federal and State mandates. Using the 1968 Comprehensive Sewage Study as a guide for developing an overall water pollution control plan for the County, the Department began upgrading water resource recovery facilities.

The Water Agency was created in 1953 as a result of a serious water supply deficit within the County and was eventually brought under the administration of the Department of Environmental Facilities.

Currently, there are four (4) County Water Districts and the Department handles all problems related to the County Water supply. However, only two (2) Water Districts remain active (Water Districts 1 and 3).

The Refuse Disposal District, originally part of the Department of Public Works, was established to develop an environmentally safe regional plan for the disposal of municipally collected solid waste (MSW) in Westchester. It was also charged with managing the various solid waste facilities in an environmentally sound and cost efficient manner and to promote recycling and waste reduction in Westchester. In 1992, the Refuse Disposal District was transferred to the Department of Environmental Facilities to provide a more effective County operation of the transportation and disposal of municipally collected solid waste.

Today, over 130 years after the formation of the Bronx Valley Sewer Commission, the County, through the Department of Environmental Facilities, operates seven water resource recovery facilities, 42 wastewater pumping stations, two overflow retention facilities the Hawthorne Septage Receiving Facility and approximately 194 miles of trunk sewers and force mains serving thirteen County Sanitary Sewer Districts. In addition, the County Refuse Disposal District consists of four (4) transfer stations, a waste-to-energy plant (RESCO), a recyclable materials recovery facility (MRF), a household material recovery facility (H-MRF), two (2) capped and closed landfills, a fleet of tractors, transfer trailers, recyclable containers and additional equipment for various recycling programs. The Water Division operates one pumping station with ultraviolet (UV) disinfection and corrosion control chemicals facilities, a water tower, two chemical feed facilities with hypochlorite disinfection and corrosion control, two UV disinfection facilities and approximately 17 miles of water mains.

Since the 2007 Budget, all operations and maintenance expenses and revenues (O&M) of the County sewer system were consolidated into one fund: Fund 221 Environmental Facilities (60_0110). Prior to 2007, this fund only contained expenses and revenues for the administrative office of the Department of Environmental Facilities. Now all sewer district O&M are consolidated into this fund along with the administrative expenses and revenues. The net expense of this consolidated fund is allocated back over the thirteen (13) sanitary sewer districts based on each district's share of the total full equalized value (FEV) of real estate in the County sewer system and charged to account 5601, Share-Operating Environmental Facilities, in each district. Only capital costs (debt and debt related expenses) and capital revenues (such as interest received on fund balances) and a few other district specific tax related items (certiorari expense, for example) remain with the individual districts.

Environmental Facilities (60ENV)

The Yonkers Joint Water Resource Recovery Facility (WRRF) and the North Yonkers Pumping Station are not taxing entities and their capital expenses and revenues will continue to be allocated to the districts that utilize their facilities. Therefore, capital for the Yonkers Joint Water Resource Recovery Facility is distributed over the following seven (7) sewer districts based on FEV: Bronx Valley, Central Yonkers, Hutchinson Valley, North Yonkers, South Yonkers, Saw Mill Valley and Upper Bronx Valley; capital for the North Yonkers Pump Station is allocated over the following three (3) sewer districts, again based on FEV: Central Yonkers, North Yonkers and Saw Mill Valley.

MISSION STATEMENT:

It is the mission of the Westchester County Department of Environmental Facilities to protect, preserve, and conserve the water supply and quality of watercourses within or on the surrounding borders of Westchester County and to provide proper solid waste stream reduction and recycling, to protect the health, safety and welfare of the public. The Department is responsible for planning, operating and maintaining Water Resource Recovery Facilities, wastewater collection and conveyance systems, drinking water treatment, and distribution facilities and solid waste facilities in compliance with all local, state and federal laws.

To achieve this mission and thereby contribute to a more sustainable society, DEF is committed to:

- ✓ meet and where practical, exceed its environmental, legal and regulatory requirements and other commitments;
- ✓ prevent Pollution; and
- ✓ continually improve to achieve higher quality standards as well as and meet the growing needs of an increasing Westchester County service population.

The wastewater resource recovery facilities are located in Yonkers, New Rochelle, Mamaroneck, Rye (Blind Brook), Port Chester, Ossining and Peekskill.

The auxiliaries include approximately 194 miles of interceptor sewers and force mains and over 3,000 manholes that are part of the County's sewage system that collects and transports sewage to the seven water resource recovery facilities.

The department also has forty-two wastewater pumping stations, which convey sewage from the local municipalities' sewer systems into our interceptors for conveyance to our water resource recovery facilities. Three of the stations, North Yonkers, Tarrytown and Hutchinson, are staffed stations; the remaining thirty-nine are not staffed but are visited at least once daily. All unstaffed stations send alarm and process data to the North Yonkers Pumping Station (and the Tarrytown Pumping Station as a backup) by telephone lines and through the Countywide SCADA (supervisory control and data acquisition) System. These pumping stations are continuously staffed (24/7/365) and all incoming data is continually monitored. If conditions develop which jeopardize operations, appropriate personnel are dispatched. Pumping stations are located in the following sewer districts: Blind Brook (1), Bronx Valley (2), Mamaroneck (8), New Rochelle (9), North Yonkers (4), Saw Mill (2), South Yonkers (2), Ossining (10), Peekskill (2), Hutchinson Pumping Station and North Yonkers Pumping Station.

The Department has two overflow retention facilities in the New Rochelle Sanitary Sewer District that capture high flows during wet weather events and return the captured flow back to the New Rochelle water resource recovery facility after the event and two combined sewer overflow (CSO) treatment facilities in the South Yonkers combined sewer area: one at the North Yonkers Pumping Station and the other in the Yonkers Joint WRRF CSO building.

PROGRAM AREA AND SERVICES:

Environment

- ✓ Wastewater Collection, Conveyance, Treatment, and Resource Recovery

- ✓ Water Supply Conveyance, Treatment, and Distribution
- ✓ Solid Waste Management
- ✓ Administrative Services
- ✓ Public Information/Community Relations

DEPARTMENT INITIATIVES:

- ✓ Initiated and is expanding an Asset Management Pilot Program that will eventually include all water resource recovery facilities to assure more effective capital planning and planned facilities upgrades into the future.
- ✓ Completed the vulnerability analyses for most of the Sewer Division Facilities and continued design of the flood mitigation project at the Yonkers Joint WRRF.
- ✓ Continued to enhance odor control at wastewater facilities including multi-phased approaches at the Yonkers Joint WRRF.
- ✓ Completed design and proceeding with construction of a stormwater diversion project (with regards to leachate collection) at the Yonkers TS/MRF.
- ✓ Continued to enhance leachate collection at the Yonkers, Mt. Vernon and White Plains Transfer Stations and Material Recovery Facility.
- ✓ CMOM (Capacity, Management, Operation and Maintenance) Program: Comprehensive database of County sewage system providing maintenance reviews of over 3,000 manholes in County sewer system.
- ✓ Completed Wastewater Residuals Studies in order to determine the feasibility of resource recovery and residuals handling at several of our wastewater resource recovery facilities.
- ✓ Extended the term of the Septic Reimbursement Program until 2026 to allow residents in Westchester County Sewer Districts that are not connected to the sanitary sewer line and have septic systems to offset costs for the pump out and inspection of their septic systems.
- ✓ Offering tour of CompostED, DEF's Compost & Education Center located on the Valhalla Campus, to students and residents to learn more about the importance of composting, and to municipal officials to demonstrate how municipalities can compost residential food scraps locally.
- ✓ Offering residents compost giveaway events at various locations throughout Westchester, to bring awareness to food scrap recycling. The compost provided at these events is prepared at CompostED, DEF's compost and education center, in Valhalla.
- ✓ Continuing to expand the Residential Food Scrap Transportation and Disposal program, through which DEF manages the transportation and disposal of food scraps collected by municipalities that operate food scrap recycling programs. Inter-municipal Agreements (IMAs) have been executed between the County and the participating municipalities.
- ✓ In partnership with HELSPY, expanded the textile recycling program to offer curbside collection of residential textiles.
- ✓ In partnership with the Department of Emergency Services, developed the Lithium-Ion Battery Safety Program disposal options to help residents and local fire departments safely and cost-effectively dispose of lithium-ion batteries that were involved in thermal events.

DEPARTMENT ACCOMPLISHMENTS:

ON-GOING

- ✓ Continuously providing Employee Life Safety, Employee Life Skills Training and Technical Training Programs to all of our operating staff throughout all of our facilities.
- ✓ Infrastructure upgrades and improvements to all water resource recovery facilities, pumping stations, water, solid waste and recycling facilities.
- ✓ Completed construction of Biological Nutrient (Nitrogen) Removal (BNR) facilities at the New Rochelle water resource recovery facility and at the Mamaroneck water resource recovery facilities where we are meeting permit limits for total nitrogen.

Environmental Facilities (60ENV)

SHARE DISTRICT PERCENTAGES:

The net Department of Environmental Facilities budget is expensed to each district based on a formula that is based on full value of real estate. The following percentages apply:

	2026
Blind Brook	7.94%
Bronx Valley	26.08%
Central Yonkers	1.73%
Hutchinson Valley	7.30%
Mamaroneck Valley	15.37%
New Rochelle	8.48%
North Yonkers	4.90%
Saw Mill	15.04%
South Yonkers	2.20%
Upper Bronx	1.53%
Ossining	3.10%
Peekskill	4.33%
Port Chester	2.00%
Total	**100%**

SERVICE INDICATORS:

	2025 Actual	2026 Estimated	2027 Planned
Volume of Potable Water			
Furnished (in billion gals.)	7.8	8.4	8.4
Volume of Sewage treated (in billion gals.)	46.3	50	50
Number of Industries surveyed for Content of Waste Discharges	27	27	27
Number of Industries sampled on a regular basis	40	40	40
Income from Pre-treatment Sampling	$56,801	$55,000	$55,000
Income from Waste Discharge Permits	$1,658,800	$1,500,000	$1,450,000
Number of Sewage Connection			
Applications Approved:			
Completed connections	20	20	20
Pending connections	20	20	20
Miles of Trunk Sewers Maintained	194	194	194
Miles of Water Mains Maintained	17	17	17

Environmental Facilities (60ENV)

Environmental Facilities (60_0110)

Objects of Expenditure		Expended 2025	Adopted 2026	Appropriated 2026	Projected 2026	Requested 2027	Allowed 2027
Personal Service:							
Annual-Regular:	**GROUP**						
(1) Administration (60:0110:0120)							
Commissioner		1	1	1	1	1	1
Deputy Commissioner	XVIII	2	2	2	2	2	2
Dir. Wastewater Treatment	XVII	1	1	1	1	1	1
Environmental Project Dir	XV	1	1	1	1	1	1
Manager Fiscal Operations	XV	1	1	1	1	1	1
Dir. of Program Develp. II (Pers.)	XIV	1	1	1	1	1	1
Program Coordinator (Capital)	XIII	1	1	1	1	1	1
Application Support Admin.	XII	1	1	1	1	1	1
Process Control Sr. Engineer	XIII	1	1	1	1	1	1
Supervisor of Claims Auditing	X	1	1	1	1	1	1
Exec. Secretary to Commissioner	X	1	1	1	1		
Budget Specialist II	X	2	2	2	2	2	2
Administrative Assistant	X	1	1	1	1	1	1
Payroll Section Supervisor	VIII	1	1	1	1	1	1
Accountant I	VIII	1	1	1	1	1	1
Sr Personnel Clerk	VIII	1	2	2	2	2	2
Account Control Specilist	VIII	1	1	1	1	2	2
Personnel Clerk	VII	1					
Account Clerk	VI	1	1	1	1	1	1
Office Asst. (WP)	VI	1	1	1	1		
		22	**22**	**22**	**22**	**21**	**21**
(2) Engineering (60:0110:0130)							
Dir. Wastewater Treatment	XVII	1	1	1	1	1	1
Assoc. Engineer (Construction)	XIV	2	2	2	2	2	2
Asst. Engineer (Mech.)	XII	1	1	1	1	1	1
Jr. Engineer (Mech.)	X	1	1	1	1	1	1
Engineering Tech. (Env. Fac.)	VI	2	2	2	2	1	1
		7	**7**	**7**	**7**	**6**	**6**

Environmental Facilities (60ENV)

Environmental Facilities (60_0110)

Objects of Expenditure		Expended 2025	Adopted 2026	Appropriated 2026	Projected 2026	Requested 2027	Allowed 2027
(3) Operations (60:0110:0140)							
Dir. Wastewater Treatment	XVII	1	1	1	1	1	1
Prog. Adm. Health & Safety	XII	2	2	2	2	1	1
Asst. Engineer	XII	1	1	1	1	1	1
Asst. Environmental Chemist	X	2	2	2	2	2	2
Sr. Maintenance Mechanic I	VIII	1	1	1	1	1	1
Maintenance Worker (WWS)	V	2	2	2	2	2	2
		9	**9**	**9**	**9**	**8**	**8**
(4) Maintenance (60:0110:0150)							
Dir. of Maintenance (Env. Fac.)	XV	1	1	1	1	1	1
Superintendent of Maintenance	XII	1	1	1	1	1	1
Sr. Maintenance Mechanic III	X	6	6	6	6	6	6
Sewer Maintenance Foreman	X	2	2	2	2	2	2
Sr. Maintenance Mechanic II	IX	5	5	5	5	5	5
Auto Mechanic III	IX	1	1	1	1	1	1
Heavy Motor Equipment Operator	IX	4	4	4	4	4	4
Sr. Maintenance Mechanic I	VIII	2	2	2	2	2	2
Sr. Maintenance Worker I (CDL-B)	VIII	2	2	2	2	2	2
Maintenance Worker (WWS)	V	5	6	6	6	6	6
Maintenance Laborer	IV	1					
		30	**30**	**30**	**30**	**30**	**30**
(5) Sewer Districts							
Blind Brook (60:0110:0031)							
Asst Facility Superintendent	XII		1	1	1	1	1
Supervisor of Plant Oper. (WW)	XI	1					
Wastewater Trtmnt. Plant Oper.	X	9	9	9	9	9	9
Sr. Maint. Mechanic III (TPE)	X	1	1	1	1	1	1
Sr. Maint. Mechanic II (Elec)	IX	1	1	1	1	1	1
Sr. Maint. Mechanic I (Instr)	VIII	1	1	1	1	1	1

Environmental Facilities (60ENV)

Environmental Facilities (60_0110)

Objects of Expenditure		Expended 2025	Adopted 2026	Appropriated 2026	Projected 2026	Requested 2027	Allowed 2027
Sr. Maintenance Mechanic I	VIII	1	1	1	1	1	1
Maintenance Mechanic I (Instr)	VI	1	1	1	1	1	1
Maintenance Worker (WWS)	V	1	1	1	1	1	1
		16	**16**	**16**	**16**	**16**	**16**
Hutchinson Valley (60:0110:0061)							
Deputy Commissioner	XVIII	1	1	1	1		
Ch. Wastewater Pump Plant Op. II	X	1	1	1	1	1	1
Sr. Maintenance Mechanic I	VIII	2	2	2	2	2	2
Maintenance Worker (WWS)	V	3	3	3	3	3	3
		7	**7**	**7**	**7**	**6**	**6**
Mamaroneck Valley (60:0110:0071)							
Facility Superintendent II	XIV	1	1	1	1	1	1
Asst Facility Superintendent	XII	1	1	1	1	1	1
Wastewater Trtmnt. Plant Oper.	X	10	10	10	10	10	10
Sr. Maint. Mechanic III	X	2	2	2	2	2	2
Sr. Maint. Mechanic II (Elec.)	IX	1	1	1	1	1	1
Sr. Maintenance Mechanic I	VIII	4	4	4	4	4	4
Sr. Lab Technician II	VIII	1	1	1	1	1	1
Maintenance Mechanic I (Instr)	VI	1	1	1	1	1	1
Maintenance Worker (WWS)	V	3	3	3	3	2	2
		24	**24**	**24**	**24**	**23**	**23**
New Rochelle (60:0110:0081)							
Facility Superintendent II	XIV	1	1	1	1	1	1
Asst Facility Superintendent	XII	1	1	1	1	1	1
Supervisor of Maintenance	XII	1	1	1	1		
Supervising Plant Operator	XI	5	5	5	5	5	5
Wastewater Trtmnt. Plant Oper.	X	15	15	15	15	15	15
Sr. Maintenance Mechanic III	X	3	3	3	3	3	3
Asst Env Chemist	X	1	1	1	1	1	1
Sr. Maintenance Mechanic II (Elec)	IX	1	1	1	1	1	1

Environmental Facilities (60ENV)

Environmental Facilities (60_0110)

Objects of Expenditure		Expended 2025	Adopted 2026	Appropriated 2026	Projected 2026	Requested 2027	Allowed 2027
Sr. Maintenance Mechanic I	VIII	5	5	5	5	5	5
Maintenance Mechanic I (Instr)	VI	1	1	1	1	1	1
Maintenance Mechanic I	VI	2	2	2	2	1	1
Office Asst. (WP)	VI	1	1	1	1	1	1
Maintenance Worker (WWS)	V	2	3	3	3	3	3
Maintenance Laborer (Utility)	IV	1					
		40	**40**	**40**	**40**	**38**	**38**
Saw Mill (60:0110:0101)							
Ch. Wastewater Pump Plant Op. II	X	1	1	1	1	1	1
Sr. Maintenance Mechanic I	VIII	3	3	3	3	3	3
Maintenance Worker (WWS)	V	7	7	7	7	8	8
Maintenance Laborer (Utility)	IV	1	1	1	1		
		12	**12**	**12**	**12**	**12**	**12**
North Yonkers Pump Station (60:0110:0131)							
Superintendent of Maintenance	XII	1	1	1	1	1	1
Ch. Wastewater Pump Plant Op. II	X	1	1	1	1	1	1
Sr. Maintenance Mechanic I	VIII	3	3	3	3	3	3
Maintenance Worker (WWS)	V	11	11	11	11	11	11
Sr. Information System Clerk	IV	1	1	1	1	1	1
		17	**17**	**17**	**17**	**17**	**17**
Yonkers Joint Treatment Plant (60:0110:0141)							
Facility Superintendent II	XIV	1	1	1	1	1	1
Program Administrator (EF)	XII	1	1	1	1	1	1
Supervisor of Maintenance	XII	1	1	1	1	1	1
Asst Facility Superintendent	XII	1	1	1	1	1	1
Process Control Technician	XI	1	1	1	1	1	1
Supervising Plant Operator	XI	5	5	5	5	5	5
Sr. Maintenance Mechanic III	X	8	8	8	8	8	8

Environmental Facilities (60ENV)

Environmental Facilities (60_0110)

Objects of Expenditure		Expended 2025	Adopted 2026	Appropriated 2026	Projected 2026	Requested 2027	Allowed 2027
Wastewater Trtmnt. Plant Oper.	X	20	20	20	20	20	20
Sr. Maintenance Mechanic II	IX	2	2	2	2	2	2
Sr. Maintenance Mechanic I	VIII	10	10	10	10	10	10
Sr. Laboratory Technician II	VIII	1	1	1	1	1	1
Maintenance Mechanic I (Instr)	VI	1	1	1	1	1	1
Maintenance Mechanic I	VI	5	5	5	5	5	5
Office Assistant (WP)	VI	1	1	1	1	1	1
Maintenance Worker (WWS)	V	16	17	17	17	17	17
Inventory Control Clerk	V	1	1	1	1	1	1
Maintenance Laborer (Utility)	IV	2	1	1	1		
		77	**77**	**77**	**77**	**76**	**76**
Ossining (60:0110:0151)							
Asst Facility Superintendent	XII		1	1	1	1	1
Supervisor of Plant Oper. (WW)	XI	1					
Sr. Maintenance Mechanic III	X	3	3	3	3	2	2
Wastewater Trtmnt. Plant Oper.	X	9	9	9	9	9	9
Sr. Maintenance Mechanic I	VIII	3	3	3	3	4	4
Maintenance Mechanic I (Instr)	VI	1	1	1	1		
Maintenance Mechanic I	VI	2	2	2	2	2	2
Maintenance Worker (WWS)	V	1	1	1	1	2	2
		20	**20**	**20**	**20**	**21**	**21**
Peekskill (60:0110:0161)							
Facility Superintendent I	XIII	1	1	1	1	1	1
Asst Facility Superintendent	XII		1	1	1	1	1
Supervisor of Plant Oper. (WW)	XI	1					
Wastewater Trtmnt. Plant Oper.	X	9	9	9	9	9	9
Sr. Maintenance Mechanic III	X	1	1	1	1	2	2
Sr. Maintenance Mechanic II	IX	1	1	1	1		
Sr. Maintenance Mechanic I	VIII	2	2	2	2	1	1
Maintenance Mechanic I (Instr)	VI	1	1	1	1	1	1

Environmental Facilities (60ENV)

Environmental Facilities (60_0110)

Objects of Expenditure		Expended 2025	Adopted 2026	Appropriated 2026	Projected 2026	Requested 2027	Allowed 2027
Maintenance Mechanic I (Utility)	VI	1	1	1	1	1	1
Office Asst. (WP)	VI	1	1	1	1		
Maintenance Worker (WWS)	V	2	2	2	2	1	1
		20	**20**	**20**	**20**	**17**	**17**
Port Chester (60:0110:0171)							
Facility Superintendent I	XIII	1	1	1	1	1	1
Asst Facility Superintendent	XII		1	1	1	1	1
Supervisor of Plant Oper. (WW)	XI	1					
Wastewater Trtmnt. Plant Oper.	X	9	9	9	9	9	9
Sr. Maintenance Mechanic III	X	2	2	2	2	2	2
Sr. Maintenance Mechanic III (Instr)	X	1	1	1	1	1	1
Sr. Maintenance Mechanic I	VIII	2	2	2	2	2	2
Maintenance Mechanic I (Util.)	VI	2	2	2	2	2	2
Maintenance Mechanic I (Instr)	VI	1	1	1	1	1	1
Maintenance Worker (WWS)	V	1	1	1	1	2	2
Maintenance Laborer (Utility)	IV	1	1	1	1		
		21	**21**	**21**	**21**	**21**	**21**
Total Positions		**322**	**322**	**322**	**322**	**312**	**312**

Environmental Facilities (60ENV)

Account Class	Account Rollup Name	Expended 2025	Adopted 2026	Appropriated 2026	Projected 2026	Requested 2027	Allowed 2027
100 Annual Regular Salaries	1010 Net-Annual Regular	24,365,244	25,368,510	25,368,510	24,418,510	27,036,422	25,907,111
		24,365,244	**25,368,510**	**25,368,510**	**24,418,510**	**27,036,422**	**25,907,111**
101 Other Personal Services	1200 Hourly	106,202	75,000	75,000	75,000	75,000	75,000
	1400 Overtime	3,884,756	3,885,000	3,885,000	4,490,000	4,100,000	4,150,000
	1540 Shift Differential	518,102	520,000	520,000	520,000	524,500	524,500
	1650 Retirement Systems	4,909,413	5,187,210	5,187,210	5,187,210	5,698,966	5,764,634
	1651 FICA/Medicare	2,159,673	2,223,714	2,223,714	2,200,594	2,364,326	2,268,768
	1680 Employee Hlth Insurance	13,265,219	16,603,005	16,603,005	15,904,339	17,696,126	17,190,978
	1720 Unemployment Insurance	0	33,868	33,868	33,868	33,868	33,868
		24,843,364	**28,527,797**	**28,527,797**	**28,411,011**	**30,492,786**	**30,007,748**
200 Equipment	2300 Replacement	1,374,936	2,233,019	2,905,772	1,735,019	2,275,838	2,175,838
	2400 Additional	51,193	68,500	113,500	98,500	32,025	32,025
		1,426,129	**2,301,519**	**3,019,272**	**1,833,519**	**2,307,863**	**2,207,863**
300 Material & Supplies	3010 Automotive Supplies	113,333	112,000	112,000	112,000	115,360	115,360
	3090 Chemicals	10,899,593	11,715,950	11,720,522	10,865,950	12,089,427	11,589,427
	3180 Water Service	1,752,784	2,059,900	2,059,900	1,859,900	1,905,567	1,905,567
	3200 Utilities	10,594,727	11,350,000	11,350,057	11,650,000	11,600,000	12,200,000
	3240 General Supplies	1,785,245	1,890,500	2,231,288	1,890,500	1,947,215	1,947,215
	3530 Medical/Dental/Lab Supp	172,315	206,000	271,205	206,000	250,500	250,500
	3600 Printing & Office Suppl	2,575	5,000	5,000	5,000	5,000	5,000
	3700 Postage Costs	11,111	10,000	10,000	10,000	10,000	10,000
		25,331,682	**27,349,350**	**27,759,972**	**26,599,350**	**27,923,069**	**28,023,069**
400 Expenses	4070 Equip Service & Rental	39,494	32,000	32,000	32,000	35,000	35,000
	4110 Travel and Meals	131,723	131,000	131,000	126,000	135,675	135,675
	4160 Telephone Expenses	51,589	50,000	50,000	50,000	50,000	50,000
	4200 Repair & Maintenance	2,886,345	2,830,300	3,820,428	2,800,300	3,058,500	2,958,500
	4225 OSHA Safety Program	115,745	125,000	144,555	125,000	128,750	128,750
	4250 Public & Legal Notices	150	2,000	2,000	1,000	2,000	2,000
	4280 Insurance	802,945	1,110,671	1,110,671	1,110,671	1,105,268	1,105,268
	4310 Non-recurring Repairs	1,244,708	1,000,000	1,165,842	950,000	1,032,000	1,032,000

Environmental Facilities (60ENV)

Account Class	Account Rollup Name	Expended 2025	Adopted 2026	Appropriated 2026	Projected 2026	Requested 2027	Allowed 2027
	4320 Rental & Taxes	226,633	245,000	245,000	245,000	252,350	252,350
	4360 Educational Training	28,671	70,000	70,000	35,000	70,000	50,000
	4380 Contractual Services	15,519,899	15,860,174	15,867,674	15,570,174	16,905,643	16,205,643
	4420 Technical Services	250,022	380,000	674,442	380,000	460,109	460,109
	4461 Debt Serv:Bond Principl	598,949	680,247	680,247	680,247	769,259	769,259
	4463 Debt Serv:Bond Interest	297,678	487,675	487,675	487,675	496,723	496,723
	4923 Litigation	0	0	51	0	0	0
	4945 Cont-Worker Comp Fund	850,781	850,781	850,781	850,781	850,782	850,782
	4998 Emergency Contractual	0	0	51	0	0	0
	4999 Indirect Charges	2,147,354	2,147,354	2,147,354	2,545,622	2,545,622	2,545,622
	5100 Miscellan Budget Expen	240,438	233,627	233,627	233,627	39,382	39,382
	5115 Statutory Charges	57,855	226,000	226,000	200,000	232,570	232,570
		25,490,978	**26,461,829**	**27,939,399**	**26,423,097**	**28,169,633**	**27,349,633**
599 Inter-Departmental Charge	5072 Svc by Emergency Svcs	4,183	15,837	15,837	15,837	16,216	16,216
	5147 Svc by Personnel	19,032	19,032	19,032	19,032	21,447	21,447
	5148 Svc by Budget Office	51,510	51,510	51,510	51,510	58,547	58,547
	5205 Information Support Svc	1,869,397	1,925,262	1,925,262	1,925,262	2,529,919	2,328,334
	5280 Svc by Public Works	669,924	707,173	707,173	707,173	722,558	711,407
	5325 Svc by Dept of Law	134,273	142,857	142,857	142,857	120,459	120,459
	5365 Svc by Lab & Research	1,433,143	1,550,000	1,550,000	1,550,000	1,615,000	1,615,000
		4,181,462	**4,411,671**	**4,411,671**	**4,411,671**	**5,084,146**	**4,871,410**
Total Expenditures		**105,638,859**	**114,420,676**	**117,026,621**	**112,097,158**	**121,013,919**	**118,366,834**
Net Expenditures		**105,638,859**	**114,420,676**	**117,026,621**	**112,097,158**	**121,013,919**	**118,366,834**

Environmental Facilities (60ENV)

Account Class	Account Rollup Name	Expended 2025	Adopted 2026	Appropriated 2026	Projected 2026	Requested 2027	Allowed 2027
50 Departmental Income		4,387,521	5,035,800	5,035,800	4,885,800	4,378,576	4,428,576
55 Interest on Investments		1,644	1,591	1,591	1,591	1,499	1,499
60 Miscellaneou Revenue		702,318	520,500	520,500	595,887	464,500	464,500
61 Agency & Trust Revenue		125,807	0	0	0	0	0
90 Interfund Revenue		100,400,602	108,862,785	108,862,785	106,613,880	116,169,344	113,472,259
97 State Aid		20,968	0	0	0	0	0
Total Revenues		**105,638,859**	**114,420,676**	**114,420,676**	**112,097,158**	**121,013,919**	**118,366,834**
Net Department Total		**0**	**0**	**2,605,945**	**0**	**0**	**0**

Environmental Facilities (60SEWER)

Blind Brook Sewer (60_0310)

FACILITY: Blind Brook Water Resource Recovery Facility

TREATMENT PROCESS: The Blind Brook Water Resource Recovery Facility is designed to treat an annual average flow of 5 million gallons per day of wastewater. The treatment plant provides secondary treatment and requires 24 hour coverage, 365 days per year. The process is accomplished by utilizing raw sewage for the full influent flow, screenings and grit removal equipment, primary settling tanks, activated sludge aeration tanks, secondary settling tanks, and effluent pumps discharging the treated wastewater to Long Island Sound through a long submerged outfall. The plant was partially upgraded to remove nitrogen using the Modified Ludzig Ettinger (MLE) process. The effluent is disinfected with sodium hypochlorite. All tankage is covered and odor control equipment is provided. The sludge collected from the primary and secondary settling tanks is pumped through a force main to the Port Chester Water Resource Recovery Facility.

COUNTY TRUNK SEWERS: 27 Miles

SITING ACRES: 3 Acres

MUNICIPALITIES SERVED: City of Rye, Town of Rye, Town of Harrison, Town of North Castle, Westchester County Airport, State University at Purchase.

TRIBUTARY POPULATION SERVED: 27,296

DISTRICT PUMPING STATION: Playland

Environmental Facilities (60SEWER)

Blind Brook Sewer (60_0310)

Account Class	Account Rollup Name	Expended 2025	Adopted 2026	Appropriated 2026	Projected 2026	Requested 2027	Allowed 2027
400 Expenses	4420 Technical Services	67,410	67,938	67,938	67,938	58,811	58,811
	4461 Debt Serv:Bond Principl	2,122,766	2,349,351	2,349,351	2,349,351	2,436,920	2,436,920
	4463 Debt Serv:Bond Interest	1,337,738	1,505,476	1,505,476	1,505,476	1,461,791	1,461,791
	4465 Share of Debt Service	70,303	91,687	91,687	91,687	100,540	100,540
	4990 Judgements	104,612	0	0	0	0	0
	5100 Miscellan Budget Expen	339,743	346,584	346,584	346,584	125,469	125,469
	5101 Certiorari Expenses	46,593	45,000	45,000	35,000	45,000	45,000
		4,089,165	**4,406,036**	**4,406,036**	**4,396,036**	**4,228,531**	**4,228,531**
450 Share Items	5601 Share-Oper Env Fac	7,768,754	8,422,389	8,422,389	8,245,840	9,093,021	8,878,828
		7,768,754	**8,422,389**	**8,422,389**	**8,245,840**	**9,093,021**	**8,878,828**
Total Expenditures		**11,857,919**	**12,828,425**	**12,828,425**	**12,641,876**	**13,321,552**	**13,107,359**
Net Expenditures		**11,857,919**	**12,828,425**	**12,828,425**	**12,641,876**	**13,321,552**	**13,107,359**
10 Real Property Taxes		11,248,615	11,460,850	11,460,850	11,460,850	12,316,850	12,076,471
50 Departmental Income		281,785	260,000	260,000	260,000	260,000	260,000
55 Interest on Investments		781,553	738,678	738,678	801,915	744,702	770,888
57 Appropriated Fund Balance		0	368,897	368,897	368,897	0	0
Total Revenues		**12,311,952**	**12,828,425**	**12,828,425**	**12,891,662**	**13,321,552**	**13,107,359**
Net Department Total		**(454,034)**	**0**	**0**	**(249,786)**	**0**	**0**

Environmental Facilities (60SEWER)

Blind Brook Sewer (60_0310)

Fund Balance Available	
January 1, 2026	3,404,340
Less: Transfer to 2026 Budget	368,897
Less: Nonspendable for Prepaid Expense	105,571
Less: Assigned for Purchases on Order	204,306
Total Available	**2,725,566**
Projected Savings from Operations	249,786
Projected Unrestricted December 31	2,975,352

Fund Balance Appropriated to 2027

Environmental Facilities (60SEWER)

Bronx Valley Sewer (60_0410)

FACILITY:	Yonkers Joint Water Resource Recovery Facility
TREATMENT PROCESS:	The Bronx Valley Sanitary Sewer Districts Pumping stations pump the sewage to the Yonkers Joint Water Resource Recovery Facility. Presently, these stations are serviced by personnel out of the North Yonkers Pumping Station with back-up services by the Outside Maintenance crews.
COUNTY TRUNK SEWERS:	21 Miles
MUNICIPALITIES SERVED:	Eastchester, Greenburgh, Mount Vernon, Scarsdale, White Plains and Yonkers
TRIBUTARY POPULATION SERVED:	196,271
DISTRICT PUMPING STATIONS:	Jackson Avenue Pumping Station, Grassy Sprain Pumping Station

Environmental Facilities (60SEWER)

Bronx Valley Sewer (60_0410)

Account Class	Account Rollup Name	Expended 2025	Adopted 2026	Appropriated 2026	Projected 2026	Requested 2027	Allowed 2027
400 Expenses	4420 Technical Services	1,537	1,973	1,973	1,973	1,341	1,341
	4461 Debt Serv:Bond Principl	125,839	102,747	102,747	102,747	112,070	112,070
	4463 Debt Serv:Bond Interest	48,145	43,332	43,332	43,332	44,121	44,121
	4465 Share of Debt Service	6,390,223	6,333,670	6,333,670	6,333,670	6,491,892	6,491,892
	5100 Miscellan Budget Expen	20,279	24,581	24,581	24,581	127,963	127,963
	5101 Certiorari Expenses	1,549,850	160,000	160,000	160,000	160,000	160,000
		8,135,874	**6,666,303**	**6,666,303**	**6,666,303**	**6,937,387**	**6,937,387**
450 Share Items	5601 Share-Oper Env Fac	26,041,179	27,993,536	27,993,536	27,406,740	29,858,981	29,155,631
		26,041,179	**27,993,536**	**27,993,536**	**27,406,740**	**29,858,981**	**29,155,631**
Total Expenditures		**34,177,053**	**34,659,839**	**34,659,839**	**34,073,043**	**36,796,368**	**36,093,018**
Net Expenditures		**34,177,053**	**34,659,839**	**34,659,839**	**34,073,043**	**36,796,368**	**36,093,018**
10 Real Property Taxes		32,502,913	33,249,689	33,249,689	33,249,689	36,490,905	35,749,743
20 Payment in Lieu of Taxes		86,866	0	0	0	0	0
55 Interest on Investments		623,586	163,212	163,212	253,154	243,460	281,272
57 Appropriated Fund Balance		0	1,090,352	1,090,352	1,090,352	0	0
90 Interfund Revenue		156,160	156,586	156,586	156,586	62,003	62,003
Total Revenues		**33,369,525**	**34,659,839**	**34,659,839**	**34,749,781**	**36,796,368**	**36,093,018**
Net Department Total		**807,528**	**0**	**0**	**(676,738)**	**0**	**0**

Environmental Facilities (60SEWER)

Bronx Valley Sewer (60_0410)

Fund Balance Available	
January 1, 2026	5,725,519
Less: Transfer to 2026 Budget	1,090,352
Less: Nonspendable for Prepaid Expense	354,011
Less: Assigned for Purchases on Order	685,103
Total Available	**3,596,053**
Projected Savings from Operations	676,738
Projected Unrestricted December 31	4,272,791

Fund Balance Appropriated to 2027

Environmental Facilities (60SEWER)

Central Yonkers Sewer (60_0510)

FACILITY: Yonkers Joint Water Resource Recovery Facility

TREATMENT PROCESS: The Central Yonkers Sanitary Sewer District is a district in which no treatment plants or pumping stations are situated, but there are regulators in underground structures. Their maintenance is provided by personnel from Outside Maintenance crews with back-up services provided by personnel from the North Yonkers Pumping Station. The Central Yonkers District serves portions of the City of Yonkers.

COUNTY TRUNK SEWERS: 1 Mile

MUNICIPALITIES SERVED: Yonkers

TRIBUTARY POPULATION SERVED: 30,963

DISTRICT PUMPING STATION: None

Environmental Facilities (60SEWER)

Central Yonkers Sewer (60_0510)

Account Class	Account Rollup Name	Expended 2025	Adopted 2026	Appropriated 2026	Projected 2026	Requested 2027	Allowed 2027
400 Expenses	4461 Debt Serv:Bond Principl	1,950	0	0	0	0	0
	4463 Debt Serv:Bond Interest	20	0	0	0	0	0
	4465 Share of Debt Service	577,049	566,456	566,456	566,456	571,050	571,050
	5101 Certiorari Expenses	160,974	160,975	160,975	60,000	160,975	60,000
		739,993	**727,431**	**727,431**	**626,456**	**732,025**	**631,050**
450 Share Items	5601 Share-Oper Env Fac	1,744,006	1,880,499	1,880,499	1,841,080	1,983,282	1,936,565
		1,744,006	**1,880,499**	**1,880,499**	**1,841,080**	**1,983,282**	**1,936,565**
Total Expenditures		**2,483,999**	**2,607,930**	**2,607,930**	**2,467,536**	**2,715,307**	**2,567,615**
Net Expenditures		**2,483,999**	**2,607,930**	**2,607,930**	**2,467,536**	**2,715,307**	**2,567,615**
10 Real Property Taxes		2,330,942	2,545,761	2,545,761	2,545,761	2,696,276	2,546,325
55 Interest on Investments		42,231	5,806	5,806	13,606	13,057	15,316
57 Appropriated Fund Balance		0	43,979	43,979	43,979	0	0
90 Interfund Revenue		0	12,384	12,384	12,384	5,974	5,974
Total Revenues		**2,373,173**	**2,607,930**	**2,607,930**	**2,615,730**	**2,715,307**	**2,567,615**
Net Department Total		**110,827**	**0**	**0**	**(148,194)**	**0**	**0**

Environmental Facilities (60SEWER)

Central Yonkers Sewer (60_0510)

Fund Balance Available	
January 1, 2026	276,934
Less: Transfer to 2026 Budget	43,979
Less: Nonspendable for Prepaid Expense	23,699
Less: Assigned for Purchases on Order	45,865
Total Available	**163,391**
Projected Savings from Operations	148,194
Projected Unrestricted December 31	311,585

Fund Balance Appropriated to 2027

Environmental Facilities (60SEWER)

Hutchinson Valley Sewer (60_0610)

FACILITY:	Yonkers Joint Water Resource Recovery Facility
TREATMENT PROCESS:	The Hutchinson Pumping Station pumps sewage directly to the Yonkers Joint water resource recovery facility for treatment. The Hutchinson Pumping Station is now automated. This was accomplished through automating and alarming this facility, and utilizing phone lines to the Central Station at the North Yonkers Pumping Station. Therefore, this facility operates but is no longer staffed on a 24 hour basis.
COUNTY TRUNK SEWERS	13 Miles
MUNICIPALITIES SERVED:	Town of Eastchester, Mount Vernon, New Rochelle, Pelham and Scarsdale
TRIBUTARY POPULATION SERVED:	71,263
DISTRICT PUMPING STATION:	Hutchinson Pumping Station

Environmental Facilities (60SEWER)

Hutchinson Valley Sewer (60_0610)

Account Class	Account Rollup Name	Expended 2025	Adopted 2026	Appropriated 2026	Projected 2026	Requested 2027	Allowed 2027
400 Expenses	4420 Technical Services	9,212	7,161	7,161	7,161	8,037	8,037
	4461 Debt Serv:Bond Principl	257,212	254,745	254,745	254,745	255,337	255,337
	4463 Debt Serv:Bond Interest	152,813	145,537	145,537	145,537	137,609	137,609
	4465 Share of Debt Service	1,895,191	1,736,344	1,736,344	1,736,344	1,807,174	1,807,174
	5100 Miscellan Budget Expen	0	120	120	120	2,609	2,609
	5101 Certiorari Expenses	37,218	40,000	40,000	40,000	40,000	45,000
		2,351,647	**2,183,907**	**2,183,907**	**2,183,907**	**2,250,766**	**2,255,766**
450 Share Items	5601 Share-Oper Env Fac	7,768,754	7,718,754	7,718,754	7,556,955	8,358,725	8,161,829
		7,768,754	**7,718,754**	**7,718,754**	**7,556,955**	**8,358,725**	**8,161,829**
Total Expenditures		**10,120,400**	**9,902,661**	**9,902,661**	**9,740,862**	**10,609,491**	**10,417,595**
Net Expenditures		**10,120,400**	**9,902,661**	**9,902,661**	**9,740,862**	**10,609,491**	**10,417,595**
10 Real Property Taxes		9,975,015	9,449,820	9,449,820	9,449,820	10,453,582	10,248,771
55 Interest on Investments		253,542	109,554	109,554	144,236	138,687	151,602
57 Appropriated Fund Balance		0	306,698	306,698	306,698	0	0
90 Interfund Revenue		0	36,589	36,589	36,589	17,222	17,222
Total Revenues		**10,228,557**	**9,902,661**	**9,902,661**	**9,937,343**	**10,609,491**	**10,417,595**
Net Department Total		**(108,157)**	**0**	**0**	**(196,481)**	**0**	**0**

Environmental Facilities (60SEWER)

Hutchinson Valley Sewer (60_0610)

Fund Balance Available	
January 1, 2026	1,914,856
Less: Transfer to 2026 Budget	306,698
Less: Nonspendable for Prepaid Expense	105,570
Less: Assigned for Purchases on Order	204,306
Total Available	**1,298,282**
Projected Savings from Operations	196,481
Projected Unrestricted December 31	1,494,763

Fund Balance Appropriated to 2027

Environmental Facilities (60SEWER)

Mamaroneck Valley Sewer (60_0710)

FACILITY: Mamaroneck Water Resource Recovery Facility

TREATMENT PROCESS: The facility was upgraded to secondary treatment in 1993 at a cost of $100 million. The facility was again recently upgraded. Construction was successfully completed and the process is up and running and meeting permit limits for total nitrogen.This upgrade added Biological Nutrient (Nitrogen) Removal to its treatment train and the new design can treat an average flow of 23.6 MGD. The water resource recovery facility provides tertiary treatment and requires 24 hour coverage, 365 days per year. The process is accomplished by utilizing raw sewage pumping, screening, grit removal, primary sedimentation with chemically enhanced primary treatment (CEPT) for wet weather operations, intermediate pumping, deep tank aeration with an Integrated Fixed Film Activated Sludge (IFAS) process, final settling, effluent pumping and disinfection with sodium hypochlorite. Primary and Secondary/IFAS sludge generated at Mamaroneck is pumped through a forcemain to the New Rochelle Water Resource Recovery Facility for processing and disposal.

There are eight pumping stations in this district.

COUNTY TRUNK SEWERS: 39 Miles

MUNICIPALITIES SERVED: Town and Village of Mamaroneck, Town of Harrison, Purchase, City of White Plains, Larchmont, New Rochelle, North Castle, City of Rye, Town of Rye and Scarsdale

TRIBUTARY POPULATION SERVED: 90,884

DISTRICT PUMPING STATIONS: Weaver Street, Edgewater Point, Cove Road, Fenimore, Saxon Woods, East Basin, West Basin, Glen Oaks Drive

Environmental Facilities (60SEWER)

Mamaroneck Valley Sewer (60_0710)

Account Class	Account Rollup Name	Expended 2025	Adopted 2026	Appropriated 2026	Projected 2026	Requested 2027	Allowed 2027
400 Expenses	4420 Technical Services	157,744	134,543	134,543	134,543	137,621	137,621
	4461 Debt Serv:Bond Principl	4,989,295	5,071,166	5,071,166	5,071,166	5,298,306	5,298,306
	4463 Debt Serv:Bond Interest	2,809,460	3,175,841	3,175,841	3,175,841	2,955,979	2,955,979
	4465 Share of Debt Service	138,184	181,386	181,386	181,386	194,560	194,560
	4990 Judgements	206,955	0	0	0	0	0
	5100 Miscellan Budget Expen	402,265	441,451	441,451	441,451	339,100	339,100
	5101 Certiorari Expenses	80,281	95,000	95,000	90,000	95,000	95,000
		8,784,184	**9,099,387**	**9,099,387**	**9,094,387**	**9,020,566**	**9,020,566**
450 Share Items	5601 Share-Oper Env Fac	15,269,961	16,662,193	16,662,193	16,312,923	17,596,443	17,181,946
		15,269,961	**16,662,193**	**16,662,193**	**16,312,923**	**17,596,443**	**17,181,946**
Total Expenditures		**24,054,145**	**25,761,580**	**25,761,580**	**25,407,310**	**26,617,009**	**26,202,512**
Net Expenditures		**24,054,145**	**25,761,580**	**25,761,580**	**25,407,310**	**26,617,009**	**26,202,512**
10 Real Property Taxes		22,467,931	23,601,744	23,601,744	23,601,744	25,242,650	24,814,866
55 Interest on Investments		1,486,297	1,418,713	1,418,713	1,464,550	1,374,359	1,387,646
57 Appropriated Fund Balance		0	741,123	741,123	741,123	0	0
Total Revenues		**23,954,228**	**25,761,580**	**25,761,580**	**25,807,417**	**26,617,009**	**26,202,512**
Net Department Total		**99,917**	**0**	**0**	**(400,107)**	**0**	**0**

Environmental Facilities (60SEWER)

Mamaroneck Valley Sewer (60_0710)

Fund Balance Available	
January 1, 2026	3,509,015
Less: Transfer to 2026 Budget	741,123
Less: Nonspendable for Prepaid Expense	207,505
Less: Assigned for Purchases on Order	401,576
Total Available	**2,158,811**
Projected Savings from Operations	400,107
Projected Unrestricted December 31	2,558,918

Fund Balance Appropriated to 2027

Environmental Facilities (60SEWER)

New Rochelle Sewer (60_0810)

FACILITY: New Rochelle Water Resource Recovery Facility

TREATMENT PROCESS: The New Rochelle Water Resource Recovery Facility is designed to treat 20.6 million gallons per day. The water resource recovery facility provides tertiary treatment and requires 24 hour coverage, 365 days per year. Included in this district are nine pumping stations and two Overflow Retention Facilities (Flint Ave. and Ft. Slocum) which are supported by district funds and maintained by the pumping station maintenance crews. The process is accomplished by utilizing raw sewage pumping, screening, grit removal, primary settling, aeration with pure oxygen, secondary settling, intermediate pumping and nitrification and denitrification with biological filters. The sewage effluent is disinfected with ultraviolet light before discharge through a long outfall into Long Island Sound. The New Rochelle sludge is blended with Mamaroneck's sludge prior to treatment. The sludge treatment includes gravity belt thickening with polymer conditioning, belt filter press dewatering and trucking of dewatered sludge by a private contractor for beneficial use. Odor control is provided in the influent and solids handling areas of the plant, the primary and secondary tanks are all covered and odor controlled.

COUNTY TRUNK SEWERS: 11 Miles

SITING ACRES: 14 Acres

MUNICIPALITIES SERVED: City of New Rochelle, Larchmont, Pelham Manor and Town of Mamaroneck

TRIBUTARY POPULATION SERVED: 65,364

Environmental Facilities (60SEWER)

New Rochelle Sewer (60_0810)

DISTRICT PUMPING STATIONS: Flint Avenue, Beach Avenue, Circle Park, Magnolia Avenue, Woodbine Avenue, Sutton Manor, Fifth Avenue, Glen Island (Casino), Glen Island (Administration)

Environmental Facilities (60SEWER)

New Rochelle Sewer (60_0810)

Account Class	Account Rollup Name	Expended 2025	Adopted 2026	Appropriated 2026	Projected 2026	Requested 2027	Allowed 2027
400 Expenses	4420 Technical Services	300,076	337,447	337,447	337,447	261,796	261,796
	4461 Debt Serv:Bond Principl	8,505,759	8,710,144	8,710,144	8,710,144	8,899,538	8,899,538
	4463 Debt Serv:Bond Interest	5,615,719	5,844,227	5,844,227	5,844,227	5,562,234	5,562,234
	4465 Share of Debt Service	186,751	97,958	97,958	97,958	107,298	107,298
	4990 Judgements	111,766	0	0	0	0	0
	5100 Miscellan Budget Expen	318,044	512,024	512,024	512,024	392,793	392,793
	5101 Certiorari Expenses	58,802	45,000	45,000	55,000	45,000	60,000
		15,096,918	**15,546,800**	**15,546,800**	**15,556,800**	**15,268,659**	**15,283,659**
450 Share Items	5601 Share-Oper Env Fac	8,274,119	8,998,421	8,998,421	8,809,798	9,704,222	9,475,632
		8,274,119	**8,998,421**	**8,998,421**	**8,809,798**	**9,704,222**	**9,475,632**
Total Expenditures		**23,371,037**	**24,545,221**	**24,545,221**	**24,366,598**	**24,972,881**	**24,759,291**
Net Expenditures		**23,371,037**	**24,545,221**	**24,545,221**	**24,366,598**	**24,972,881**	**24,759,291**
10 Real Property Taxes		20,130,744	20,656,660	20,656,660	20,656,660	21,606,149	21,374,514
55 Interest on Investments		3,655,244	3,443,389	3,443,389	3,501,114	3,366,732	3,384,777
57 Appropriated Fund Balance		0	445,172	445,172	445,172	0	0
Total Revenues		**23,785,988**	**24,545,221**	**24,545,221**	**24,602,946**	**24,972,881**	**24,759,291**
Net Department Total		**(414,951)**	**0**	**0**	**(236,348)**	**0**	**0**

Environmental Facilities (60SEWER)

New Rochelle Sewer (60_0810)

Fund Balance Available	
January 1, 2026	4,140,383
Less: Transfer to 2026 Budget	445,172
Less: Nonspendable for Prepaid Expense	112,438
Less: Assigned for Purchases on Order	217,596
Total Available	**3,365,177**
Projected Savings from Operations	236,348
Projected Unrestricted December 31	3,601,525

Fund Balance Appropriated to 2027

Environmental Facilities (60SEWER)

North Yonkers Sewer (60_0910)

FACILITY: Yonkers Joint Water Resource Recovery Facility

TREATMENT PROCESS: The pumping stations in the North Yonkers Sanitary Sewer District are serviced by personnel out of the North Yonkers Pump Station. The regulators are serviced by the Outside Maintenance Crew. Sewage is pumped to Yonkers Joint water resource recovery facility.

COUNTY TRUNK SEWERS: 10 Miles

MUNICIPALITIES SERVED: Town of Greenburgh and Yonkers

TRIBUTARY POPULATION SERVED: 38,245

DISTRICT PUMPING STATIONS: Alexander Street, Hastings, Dobbs Ferry, Irvington

Environmental Facilities (60SEWER)

North Yonkers Sewer (60_0910)

Account Class	Account Rollup Name	Expended 2025	Adopted 2026	Appropriated 2026	Projected 2026	Requested 2027	Allowed 2027
400 Expenses	4420 Technical Services	987	1,447	1,447	1,447	861	861
	4461 Debt Serv:Bond Principl	113,206	106,986	106,986	106,986	104,535	104,535
	4463 Debt Serv:Bond Interest	22,365	19,368	19,368	19,368	107,472	107,472
	4465 Share of Debt Service	1,541,088	1,576,238	1,576,238	1,576,238	1,615,627	1,615,627
	4923 Litigation	0	60,000	60,000	60,000	60,000	60,000
	5100 Miscellan Budget Expen	62,066	59,043	59,043	59,043	66,471	66,471
	5101 Certiorari Expenses	25,640	45,000	45,000	125,000	45,000	50,000
		1,765,352	**1,868,082**	**1,868,082**	**1,948,082**	**1,999,966**	**2,004,966**
450 Share Items	5601 Share-Oper Env Fac	4,667,198	5,232,727	5,232,727	5,123,040	5,611,143	5,478,968
		4,667,198	**5,232,727**	**5,232,727**	**5,123,040**	**5,611,143**	**5,478,968**
Total Expenditures		**6,432,550**	**7,100,809**	**7,100,809**	**7,071,122**	**7,611,109**	**7,483,934**
Net Expenditures		**6,432,550**	**7,100,809**	**7,100,809**	**7,071,122**	**7,611,109**	**7,483,934**
10 Real Property Taxes		6,456,816	6,819,297	6,819,297	6,819,297	7,531,558	7,395,632
55 Interest on Investments		141,061	39,341	39,341	66,022	62,650	71,401
57 Appropriated Fund Balance		0	147,802	147,802	147,802	0	0
90 Interfund Revenue		12,627	94,369	94,369	94,369	16,901	16,901
Total Revenues		**6,610,504**	**7,100,809**	**7,100,809**	**7,127,490**	**7,611,109**	**7,483,934**
Net Department Total		**(177,954)**	**0**	**0**	**(56,368)**	**0**	**0**

Environmental Facilities (60SEWER)

North Yonkers Sewer (60_0910)

Fund Balance Available	
January 1, 2026	1,370,468
Less: Transfer to 2026 Budget	147,802
Less: Nonspendable for Prepaid Expense	63,423
Less: Assigned for Purchases on Order	122,740
Total Available	**1,036,503**
Projected Savings from Operations	56,368
Projected Unrestricted December 31	1,092,871

Fund Balance Appropriated to 2027

Environmental Facilities (60SEWER)

Saw Mill Valley Sewer (60_1010)

FACILITY:	Yonkers Joint Water Resource Recovery Facility
TREATMENT PROCESS:	Facilities in the Saw Mill Sanitary Sewer District consist of the Tarrytown and Briarcliff Pumping Stations, which pump sewage to the North Yonkers Pumping Station, then to the Yonkers Joint Water Resource Recovery Facility for treatment. The Tarrytown Pumping Station is currently staffed on a full time basis and the Briarcliff Pumping Station is serviced by personnel from the Tarrytown Pumping Station with back-up provided by the Outside Maintenance crews.
COUNTY TRUNK SEWERS:	44 Miles
MUNICIPALITIES SERVED:	Greenburgh, Mount Pleasant, New Castle, Ossining, and Yonkers
TRIBUTARY POPULATION SERVED:	126,308
DISTRICT PUMPING STATIONS:	Tarrytown Pumping Station, Briarcliff Pumping Station

Environmental Facilities (60SEWER)

Saw Mill Valley Sewer (60_1010)

Account Class	Account Rollup Name	Expended 2025	Adopted 2026	Appropriated 2026	Projected 2026	Requested 2027	Allowed 2027
400 Expenses	4420 Technical Services	18,379	69,944	69,944	69,944	16,035	16,035
	4461 Debt Serv:Bond Principl	526,414	543,209	543,209	543,209	617,611	617,611
	4463 Debt Serv:Bond Interest	311,863	493,699	493,699	493,699	495,220	495,220
	4465 Share of Debt Service	4,675,107	4,917,549	4,917,549	4,917,549	4,956,645	4,956,645
	5100 Miscellan Budget Expen	128,805	156,303	156,303	156,303	92,343	92,343
	5101 Certiorari Expenses	116,926	35,000	35,000	90,000	35,000	95,000
		5,777,495	**6,215,704**	**6,215,704**	**6,270,704**	**6,212,854**	**6,272,854**
450 Share Items	5601 Share-Oper Env Fac	14,506,958	16,325,070	16,325,070	15,982,867	17,214,647	16,809,143
		14,506,958	**16,325,070**	**16,325,070**	**15,982,867**	**17,214,647**	**16,809,143**
Total Expenditures		**20,284,453**	**22,540,774**	**22,540,774**	**22,253,571**	**23,427,501**	**23,081,997**
Net Expenditures		**20,284,453**	**22,540,774**	**22,540,774**	**22,253,571**	**23,427,501**	**23,081,997**
10 Real Property Taxes		20,155,623	21,632,931	21,632,931	21,632,931	23,163,938	22,802,677
55 Interest on Investments		473,833	156,601	156,601	214,115	211,709	227,466
57 Appropriated Fund Balance		0	643,734	643,734	643,734	0	0
90 Interfund Revenue		0	107,508	107,508	107,508	51,854	51,854
Total Revenues		**20,629,456**	**22,540,774**	**22,540,774**	**22,598,288**	**23,427,501**	**23,081,997**
Net Department Total		**(345,003)**	**0**	**0**	**(344,717)**	**0**	**0**

Environmental Facilities (60SEWER)

Saw Mill Valley Sewer (60_1010)

Fund Balance Available	
January 1, 2026	3,177,956
Less: Transfer to 2026 Budget	643,734
Less: Nonspendable for Prepaid Expense	197,137
Less: Assigned for Purchases on Order	381,510
Total Available	**1,955,575**
Projected Savings from Operations	344,717
Projected Unrestricted December 31	2,300,292

Fund Balance Appropriated to 2027

Environmental Facilities (60SEWER)

South Yonkers Sewer (60_1110)

FACILITY: Yonkers Joint Water Resource Recovery Facility

TREATMENT PROCESS: The pumping stations in the South Yonkers Sanitary Sewer District are serviced by personnel out of the North Yonkers Pumping Station. The regulators are serviced by Outside Maintenance Crews. Sewage is pumped to the Yonkers Joint Water Resource Recovery Facility.

COUNTY TRUNK SEWERS: 2 Miles

MUNICIPALITIES SERVED: Yonkers

TRIBUTARY POPULATION SERVED: 35,394

DISTRICT PUMPING STATIONS: Main Street Pumping Station, Ludlow Pumping Station

Environmental Facilities (60SEWER)

South Yonkers Sewer (60_1110)

Account Class	Account Rollup Name	Expended 2025	Adopted 2026	Appropriated 2026	Projected 2026	Requested 2027	Allowed 2027
400 Expenses	4463 Debt Serv:Bond Interest	2	0	0	0	0	0
	4465 Share of Debt Service	535,347	527,597	527,597	527,597	544,829	544,829
	5101 Certiorari Expenses	5,893	20,000	20,000	25,000	20,000	25,000
		541,242	**547,597**	**547,597**	**552,597**	**564,829**	**569,829**
450 Share Items	5601 Share-Oper Env Fac	2,189,917	2,345,382	2,345,382	2,296,219	2,520,001	2,460,641
		2,189,917	**2,345,382**	**2,345,382**	**2,296,219**	**2,520,001**	**2,460,641**
Total Expenditures		**2,731,158**	**2,892,979**	**2,892,979**	**2,848,816**	**3,084,830**	**3,030,470**
Net Expenditures		**2,731,158**	**2,892,979**	**2,892,979**	**2,848,816**	**3,084,830**	**3,030,470**
10 Real Property Taxes		2,725,017	2,774,481	2,774,481	2,774,481	3,054,865	2,995,422
55 Interest on Investments		53,860	13,737	13,737	26,523	24,773	29,856
57 Appropriated Fund Balance		0	93,643	93,643	93,643	0	0
90 Interfund Revenue		0	11,118	11,118	11,118	5,192	5,192
Total Revenues		**2,778,877**	**2,892,979**	**2,892,979**	**2,905,765**	**3,084,830**	**3,030,470**
Net Department Total		**(47,719)**	**0**	**0**	**(56,949)**	**0**	**0**

Environmental Facilities (60SEWER)

South Yonkers Sewer (60_1110)

Fund Balance Available	
January 1, 2026	681,179
Less: Transfer to 2026 Budget	93,643
Less: Nonspendable for Prepaid Expense	29,759
Less: Assigned for Purchases on Order	57,591
Total Available	**500,186**
Projected Savings from Operations	56,949
Projected Unrestricted December 31	557,135

Fund Balance Appropriated to 2027

Environmental Facilities (60SEWER)

Upper Bronx Sewer (60_1210)

FACILITY:	Yonkers Joint Water Resource Recovery Facility
TREATMENT PROCESS:	Treated at the Yonkers Joint Water Resource Recovery Facility. The sewers in the Upper Bronx Sanitary Sewer District are serviced by the Outside Maintenance Crews.
COUNTY TRUNK SEWERS:	7 Miles
MUNICIPALITIES SERVED:	Town of Harrison, Mount Pleasant and North Castle
TRIBUTARY POPULATION SERVED:	7,722
DISTRICT PUMPING STATION:	None

Environmental Facilities (60SEWER)

Upper Bronx Sewer (60_1210)

Account Class	Account Rollup Name	Expended 2025	Adopted 2026	Appropriated 2026	Projected 2026	Requested 2027	Allowed 2027
400 Expenses	4461 Debt Serv:Bond Principl	178	0	0	0	0	0
	4463 Debt Serv:Bond Interest	2	0	0	0	0	0
	4465 Share of Debt Service	377,593	375,410	375,410	375,410	379,260	379,260
	5101 Certiorari Expenses	0	15,000	15,000	5,000	15,000	10,000
		377,773	**390,410**	**390,410**	**380,410**	**394,260**	**389,260**
450 Share Items	5601 Share-Oper Env Fac	1,545,823	1,668,852	1,668,852	1,633,870	1,754,191	1,712,870
		1,545,823	**1,668,852**	**1,668,852**	**1,633,870**	**1,754,191**	**1,712,870**
Total Expenditures		**1,923,596**	**2,059,262**	**2,059,262**	**2,014,280**	**2,148,451**	**2,102,130**
Net Expenditures		**1,923,596**	**2,059,262**	**2,059,262**	**2,014,280**	**2,148,451**	**2,102,130**
10 Real Property Taxes		1,925,508	1,977,288	1,977,288	1,977,288	2,129,980	2,080,926
55 Interest on Investments		35,562	7,840	7,840	15,626	14,857	17,590
57 Appropriated Fund Balance		0	66,223	66,223	66,223	0	0
90 Interfund Revenue		0	7,911	7,911	7,911	3,614	3,614
Total Revenues		**1,961,070**	**2,059,262**	**2,059,262**	**2,067,048**	**2,148,451**	**2,102,130**
Net Department Total		**(37,473)**	**0**	**0**	**(52,768)**	**0**	**0**

Environmental Facilities (60SEWER)

Upper Bronx Sewer (60_1210)

Fund Balance Available	
January 1, 2026	388,023
Less: Transfer to 2026 Budget	66,223
Less: Nonspendable for Prepaid Expense	21,006
Less: Assigned for Purchases on Order	40,653
Total Available	**260,141**
Projected Savings from Operations	52,768
Projected Unrestricted December 31	312,909

Fund Balance Appropriated to 2027

Environmental Facilities (60SEWER)

No. Yonkers Pumping Station (60_1310)

FACILITY: Yonkers Joint Water Resource Recovery Facility

TREATMENT PROCESS: The North Yonkers Pumping Station delivers on average to the Yonkers Joint Water Resource Recovery Facility 28 million gallons per day from the Central Yonkers, North Yonkers and Saw Mill Sanitary Sewer Districts. This facility is staffed 24 hours per day, and is responsible for the operation and maintenance of the Alexander Street, Main Street, Ludlow, Jackson Avenue, Grassy Sprain, Irvington, Hastings, and Dobbs Ferry Pumping Stations. The pumping station also provides for screenings and grit removal.

In addition, during wet weather events the facility provides floatables removal and disinfection for combined sewer overflows.

The net North Yonkers Pumping Station is expended to each district on a formula that is based on a percentage of full value.

SHARE DISTRICTS PERCENTAGES

	2026
Bronx Valley	2.000%
Central Yonkers	7.834%
North Yonkers	22.165%
Saw Mill	68.001%
TOTAL	**100%**

Environmental Facilities (60SEWER)

No. Yonkers Pumping Station (60_1310)

Account Class	Account Rollup Name	Expended 2025	Adopted 2026	Appropriated 2026	Projected 2026	Requested 2027	Allowed 2027
400 Expenses	4420 Technical Services	27,399	21,340	21,340	21,340	23,904	23,904
	4461 Debt Serv:Bond Principl	1,240,675	1,252,261	1,252,261	1,252,261	1,265,348	1,265,348
	4463 Debt Serv:Bond Interest	597,277	571,992	571,992	571,992	550,517	550,517
	5100 Miscellan Budget Expen	97,441	147,175	147,175	147,175	135,281	135,281
		1,962,792	**1,992,768**	**1,992,768**	**1,992,768**	**1,975,050**	**1,975,050**
Total Expenditures		**1,962,792**	**1,992,768**	**1,992,768**	**1,992,768**	**1,975,050**	**1,975,050**
Net Expenditures		**1,962,792**	**1,992,768**	**1,992,768**	**1,992,768**	**1,975,050**	**1,975,050**
55 Interest on Investments		124,840	212,645	212,645	212,645	183,280	183,280
90 Interfund Revenue		1,837,952	1,780,123	1,780,123	1,780,123	1,791,770	1,791,770
Total Revenues		**1,962,792**	**1,992,768**	**1,992,768**	**1,992,768**	**1,975,050**	**1,975,050**
Net Department Total		**0**	**0**	**0**	**0**	**0**	**0**

Environmental Facilities (60SEWER)

Yonkers Joint Treatment Plant (60_1410)

FACILITY: Yonkers Joint Water Resource Recovery Facility

TREATMENT PROCESS: The water resource recovery facility at Yonkers has a permitted average flow of one hundred twenty (120) million gallons per day servicing a population of 500,000 people in seven sewer districts. The plant receives septage and sludge from sanitary waste disposal companies through the Hawthorne Receiving Manhole. The secondary treated effluent from this plant is discharged into the Hudson River. Sludge from the plant is dewatered by scroll type centrifuges and trucked to an offsite location, which prepares the sludge for beneficial use. Current Construction of Odor Control Facilities for the Screenings Building have been completed.

The water resource recovery facility is comprised of the following facilities:

South Yonkers Screen House
Screen and Grit Building and Aerated Grit Tanks
Primary Sedimentation Tanks
Activated Sludge Aeration Tanks
Final Sedimentation Tanks
Chlorine Contact Tanks
Dechlorination
Blower and Administration Building
Primary Gravity Thickener Building
Secondary DAF and Gravibelt Thickener Building
Sludge Storage Tanks
North and South Control Structures
Primary and Secondary Digesters
Dewatering Facilities

The Processes at the Plant are:

Combined Sewer Overflow Facilities at the South Yonkers Screen House
Screening and Grit Removal at the Screen and Grit Building and the Aerated Grit Tanks
Primary Settling at the Primary Tanks
Activated Sludge at the Aeration Tanks
Final settling at the Final Tanks
Disinfection by a Sodium Hypochlorite Facility
Dechlorination by a Sodium Bisulfite Facility
Discharge of Treated Sewage into the Hudson River
Primary Sludge Thickening and Digestion at the Gravity Thickeners and Primary Digesters
Secondary Sludge Thickening and Digestion at the Flotation and Gravibelt Thickeners and Secondary Digesters
Sludge Storage at the Sludge Storage Tanks
Sludge Dewatering by Centrifuges at the Dewatering Facility

Environmental Facilities (60SEWER)

Yonkers Joint Treatment Plant (60_1410)

COUNTY TRUNK SEWERS: 91 Miles

SITING ACRES: 27 Acres

TRIBUTARY POP. SERVED: 500,000

The Yonkers Joint Water Resource Recovery Facility is expended to each district on a formula that is based on a percentage of full value.

SHARE DISTRICTS PERCENTAGES

	2026
Bronx Valley	44.366%
Central Yonkers	2.947%
Hutchinson Valley	12.420%
North Yonkers	8.337%
Saw Mill	25.579%
South Yonkers	3.744%
Upper Bronx	2.606%
TOTAL	**100%**

Environmental Facilities (60SEWER)

Yonkers Joint Treatment Plant (60_1410)

Account Class	Account Rollup Name	Expended 2025	Adopted 2026	Appropriated 2026	Projected 2026	Requested 2027	Allowed 2027
400 Expenses	4420 Technical Services	184,734	153,747	153,747	153,747	161,168	161,168
	4461 Debt Serv:Bond Principl	9,056,679	9,178,343	9,178,343	9,178,343	9,301,770	9,301,770
	4463 Debt Serv:Bond Interest	4,679,779	4,343,053	4,343,053	4,343,053	4,504,709	4,504,709
	5100 Miscellan Budget Expen	690,419	1,078,856	1,078,856	1,078,856	1,259,180	1,259,180
		14,611,612	**14,753,999**	**14,753,999**	**14,753,999**	**15,226,827**	**15,226,827**
Total Expenditures		**14,611,612**	**14,753,999**	**14,753,999**	**14,753,999**	**15,226,827**	**15,226,827**
Net Expenditures		**14,611,612**	**14,753,999**	**14,753,999**	**14,753,999**	**15,226,827**	**15,226,827**
55 Interest on Investments		821,281	1,532,023	1,532,023	1,532,023	1,559,013	1,559,013
90 Interfund Revenue		13,790,330	13,221,976	13,221,976	13,221,976	13,667,814	13,667,814
Total Revenues		**14,611,612**	**14,753,999**	**14,753,999**	**14,753,999**	**15,226,827**	**15,226,827**
Net Department Total		**0**	**0**	**0**	**0**	**0**	**0**

Environmental Facilities (60SEWER)

Ossining Sewer (60_1510)

FACILITY: Ossining Water Resource Recovery Facility

TREATMENT PROCESS: The Ossining Water Resource Recovery Facility is a 7 million gallon per day facility. Included in this district are ten pumping stations which are supported by district funds and maintained by the pumping station maintenance crews from the Tarrytown Pumping Station. The treatment process includes screening, influent pumping, primary settling, aeration, final settling and disinfection using sodium hypoclorite and dechlorination using sodium bisulfite. Effluent is discharged into the Hudson River. Solids handling incorporates sludge pumping and thickening. Thickened sludge is removed and disposed of by a private contractor. The solids handling and screening areas of the plant are covered and odor control provided.

COUNTY TRUNK SEWERS: 6 Miles

SITING ACRES: 4 Acres

MUNICIPALITIES SERVED: Village of Ossining, Village of Briarcliff Manor, Village of Croton-on-Hudson, Town of Ossining and Town of Mt. Pleasant

TRIBUTARY POPULATION SERVED: 39,757

DISTRICT PUMPING STATIONS: Croton, Crotonville, Kemey's Cove, Archville, County Club Lane, Pumping Station #1, Pumping Station #2, Ballfield Pumping Station, Seeps Pumping Station, Condensate Pumping Station

Environmental Facilities (60SEWER)

Ossining Sewer (60_1510)

Account Class	Account Rollup Name	Expended 2025	Adopted 2026	Appropriated 2026	Projected 2026	Requested 2027	Allowed 2027
400 Expenses	4420 Technical Services	25,577	21,424	21,424	21,424	22,314	22,314
	4461 Debt Serv:Bond Principl	1,737,186	1,786,900	1,786,900	1,786,900	1,843,064	1,843,064
	4463 Debt Serv:Bond Interest	817,135	944,097	944,097	944,097	971,330	971,330
	4465 Share of Debt Service	27,350	36,368	36,368	36,368	39,281	39,281
	5100 Miscellan Budget Expen	102,161	136,159	136,159	136,159	94,503	94,503
	5101 Certiorari Expenses	33,118	20,000	20,000	15,000	20,000	20,000
		2,742,527	**2,944,948**	**2,944,948**	**2,939,948**	**2,990,492**	**2,990,492**
450 Share Items	5601 Share-Oper Env Fac	3,022,283	3,340,783	3,340,783	3,270,754	3,552,661	3,468,976
		3,022,283	**3,340,783**	**3,340,783**	**3,270,754**	**3,552,661**	**3,468,976**
Total Expenditures		**5,764,810**	**6,285,731**	**6,285,731**	**6,210,702**	**6,543,153**	**6,459,468**
Net Expenditures		**5,764,810**	**6,285,731**	**6,285,731**	**6,210,702**	**6,543,153**	**6,459,468**
10 Real Property Taxes		5,372,604	5,927,644	5,927,644	5,927,644	6,313,994	6,233,041
55 Interest on Investments		256,068	226,160	226,160	223,057	229,159	226,427
57 Appropriated Fund Balance		0	131,927	131,927	131,927	0	0
90 Interfund Revenue		915	0	0	0	0	0
Total Revenues		**5,629,587**	**6,285,731**	**6,285,731**	**6,282,628**	**6,543,153**	**6,459,468**
Net Department Total		**135,223**	**0**	**0**	**(71,926)**	**0**	**0**

Environmental Facilities (60SEWER)

Ossining Sewer (60_1510)

Fund Balance Available	
January 1, 2026	499,987
Less: Transfer to 2026 Budget	131,927
Less: Nonspendable for Prepaid Expense	41,070
Less: Assigned for Purchases on Order	79,482
Total Available	**247,508**
Projected Savings from Operations	71,926
Projected Unrestricted December 31	319,434

Fund Balance Appropriated to 2027

Environmental Facilities (60SEWER)

Peekskill Sewer (60_1610)

FACILITY:	Peekskill Water Resource Recovery Facility
TREATMENT PROCESS:	The Peekskill Water Resource Recovery Facility is a 10 million gallon per day facility. The plant provides secondary treatment, with wastewater effluent discharged into the Hudson River. Plant wastewater processes include: raw sewage pumping at the Highland Avenue Pumping Station, screening, degritting, primary sedimentation, aeration, final sedimentation and Ultraviolet Light disinfection. Sludge facilities include: combined gravity thickening, two stage anaerobic digestion. Digester gas utilization is accomplished via three dual-fuel boilers. Digested sludge is removed and disposed of by a private contractor. The two (2) pumping stations are serviced and maintained by crews from the Tarrytown Pumping Station.
COUNTY TRUNK SEWERS:	13 Miles
SITING ACRES	35.6 Acres
MUNICIPALITIES SERVED:	City of Peekskill, Town of Cortlandt, Town of Somers, Town of Yorktown
TRIBUTARY POPULATION SERVED:	55,907
DISTRICT PUMPING STATIONS:	Shrub Oak/Mill St., Water Street

Environmental Facilities (60SEWER)

Peekskill Sewer (60_1610)

Account Class	Account Rollup Name	Expended 2025	Adopted 2026	Appropriated 2026	Projected 2026	Requested 2027	Allowed 2027
400 Expenses	4420 Technical Services	47,673	26,119	26,119	26,119	41,591	41,591
	4461 Debt Serv:Bond Principl	1,809,869	1,826,023	1,826,023	1,826,023	1,846,165	1,846,165
	4463 Debt Serv:Bond Interest	721,075	720,071	720,071	720,071	710,237	710,237
	4465 Share of Debt Service	39,097	49,533	49,533	49,533	54,811	54,811
	5100 Miscellan Budget Expen	108,156	119,722	119,722	119,722	383,142	383,142
	5101 Certiorari Expenses	2,362	15,000	15,000	23,000	15,000	20,000
		2,728,231	**2,756,468**	**2,756,468**	**2,764,468**	**3,050,946**	**3,055,946**
450 Share Items	5601 Share-Oper Env Fac	4,320,378	4,550,164	4,550,164	4,454,784	4,957,223	4,840,452
		4,320,378	**4,550,164**	**4,550,164**	**4,454,784**	**4,957,223**	**4,840,452**
Total Expenditures		**7,048,609**	**7,306,632**	**7,306,632**	**7,219,252**	**8,008,169**	**7,896,398**
Net Expenditures		**7,048,609**	**7,306,632**	**7,306,632**	**7,219,252**	**8,008,169**	**7,896,398**
10 Real Property Taxes		6,711,096	6,848,638	6,848,638	6,848,638	7,726,825	7,616,787
55 Interest on Investments		307,964	278,174	278,174	281,012	281,344	279,611
57 Appropriated Fund Balance		0	179,820	179,820	179,820	0	0
90 Interfund Revenue		12,166	0	0	0	0	0
Total Revenues		**7,031,226**	**7,306,632**	**7,306,632**	**7,309,470**	**8,008,169**	**7,896,398**
Net Department Total		**17,383**	**0**	**0**	**(90,218)**	**0**	**0**

Environmental Facilities (60SEWER)

Peekskill Sewer (60_1610)

Fund Balance Available	
January 1, 2026	975,825
Less: Transfer to 2026 Budget	179,820
Less: Nonspendable for Prepaid Expense	58,710
Less: Assigned for Purchases on Order	113,618
Total Available	**623,677**
Projected Savings from Operations	90,218
Projected Unrestricted December 31	713,895

Fund Balance Appropriated to 2027

Environmental Facilities (60SEWER)

Port Chester Sewer (60_1710)

FACILITY: Port Chester Water Resource Recovery Facility

TREATMENT PROCESS: The Port Chester Water Resource Recovery Facility serves the Village of Port Chester and a small portion of the Town of Rye. The design capacity is 6 million gallons per day average flow. The effluent is merged with the Blind Brook Water Resource Recovery Facility outfall, before discharge into the Long Island Sound.

The facility provides secondary treatment and requires 24 hour coverage, 365 days per year. The process is accomplished by utilizing raw sewage pumping, screenings and grit removal, primary settling, rotating biological contactors, and secondary settling. The effluent is disinfected with sodium hypochlorite. The Blind Brook sludge is combined with Port Chester's sludge prior to treatment. Sludge handling consists of gravity thickening and trucking out of thickened sludge by a private contractor. All tankage is covered and odor control provided.

COUNTY TRUNK SEWERS: 0 Miles

SITING ACRES 3 Acres

MUNICIPALITIES SERVED: Village of Port Chester, Town of Rye

TRIBUTARY POPULATION SERVED: 27,272

DISTRICT PUMPING STATION: None

Environmental Facilities (60SEWER)

Port Chester Sewer (60_1710)

Account Class	Account Rollup Name	Expended 2025	Adopted 2026	Appropriated 2026	Projected 2026	Requested 2027	Allowed 2027
400 Expenses	4420 Technical Services	42,731	44,515	44,515	44,515	37,280	37,280
	4461 Debt Serv:Bond Principl	1,352,247	1,385,159	1,385,159	1,385,159	1,416,564	1,416,564
	4463 Debt Serv:Bond Interest	815,747	813,907	813,907	813,907	888,613	888,613
	4465 Share of Debt Service	17,755	23,372	23,372	23,372	23,358	25,358
	4990 Judgements	26,667	0	0	0	0	0
	5100 Miscellan Budget Expen	57,116	89,811	89,811	89,811	133,138	133,138
	5101 Certiorari Expenses	14,442	25,000	25,000	20,000	25,000	25,000
		2,326,706	**2,381,764**	**2,381,764**	**2,376,764**	**2,523,953**	**2,525,953**
450 Share Items	5601 Share-Oper Env Fac	1,962,007	2,146,977	2,146,977	2,101,972	2,293,448	2,239,424
		1,962,007	**2,146,977**	**2,146,977**	**2,101,972**	**2,293,448**	**2,239,424**
Total Expenditures		**4,288,713**	**4,528,741**	**4,528,741**	**4,478,736**	**4,817,401**	**4,765,377**
Net Expenditures		**4,288,713**	**4,528,741**	**4,528,741**	**4,478,736**	**4,817,401**	**4,765,377**
10 Real Property Taxes		3,880,307	3,938,328	3,938,328	3,938,328	4,358,860	4,300,021
55 Interest on Investments		496,592	463,198	463,198	478,222	458,541	465,356
57 Appropriated Fund Balance		0	127,215	127,215	127,215	0	0
Total Revenues		**4,376,899**	**4,528,741**	**4,528,741**	**4,543,765**	**4,817,401**	**4,765,377**
Net Department Total		**(88,186)**	**0**	**0**	**(65,029)**	**0**	**0**

Environmental Facilities (60SEWER)

Port Chester Sewer (60_1710)

Fund Balance Available	
January 1, 2026	1,171,107
Less: Transfer to 2026 Budget	127,215
Less: Nonspendable for Prepaid Expense	26,662
Less: Assigned for Purchases on Order	51,599
Total Available	**965,631**
Projected Savings from Operations	65,029
Projected Unrestricted December 31	1,030,660

Fund Balance Appropriated to 2027

Environmental Facilities (60WATER)

County Water Dist No 1 (60_5110)

WATER DISTRICT:

County Water District No. 1

TREATMENT PROCESS:

Kensico Dam Facility - Disinfection and corrosion control.

Shaft 22 Facility - Disinfection and corrosion control.

Orchard Street Facility - Ultraviolet Disinfection.

Central Avenue Facility - Ultraviolet Disinfection.

MUNICIPALITIES SERVED:

Cities of Yonkers, Mount Vernon and White Plains and the Village of Scarsdale. Also serving a small portion of the Town of North Castle.

GENERAL INFORMATION:

The Cities of White Plains, Mount Vernon, Yonkers and the Village of Scarsdale formed the District in 1964. The District purchased the 48” Kensico-Bronx Pipeline from the City of New York which abandoned the 1882 line in the 1930’s. The District rehabilitated the line and built a metering and chlorination facility at the source inside New York City’s Kensico Dam. An emergency connection to Shaft No. 22 of the Delaware Aqueduct in Yonkers was also constructed and since 1978 has been used full time to supply half the District. A portion of the Town of North Castle receives water from the City of White Plains’ connection to the 48” pipeline. In the 1990's, corrosion control facilities were added inside the Kensico Dam and Shaft 22. In 2017 the Department completed two UV treatment facilities at Orchard St. and Central Ave., both in White Plains.

WATER CONSUMPTION:

Average Daily Consumption:

Kensico - 15 MGD
Shaft 22 - 12 MGD

Environmental Facilities (60WATER)

County Water Dist No 1 (60_5110)

Objects of Expenditure		Expended 2025	Adopted 2026	Appropriated 2026	Projected 2026	Requested 2027	Allowed 2027
Personal Service:							
Annual-Regular:	**GROUP**						
Water District Superintendent	XIII	1	1	1	1	1	1
Asst Water District Superintendent	XII	1	1	1	1	1	1
Sr. Water Treatment Plant Oper.	XI	1	1	1	1	1	1
Water Treatment Plant Oper. IIB	X	1	1	1	1	1	1
Sr. Maintenance Mech I	VIII	1	1	1	1	1	1
Total Positions		**5**	**5**	**5**	**5**	**5**	**5**

Environmental Facilities (60WATER)

County Water Dist No 1 (60_5110)

Account Class	Account Rollup Name	Expended 2025	Adopted 2026	Appropriated 2026	Projected 2026	Requested 2027	Allowed 2027
100 Annual Regular Salaries	1010 Net-Annual Regular	408,999	455,828	455,828	435,828	477,194	477,194
		408,999	**455,828**	**455,828**	**435,828**	**477,194**	**477,194**
101 Other Personal Services	1200 Hourly	0	2,500	2,500	2,500	2,500	2,500
	1400 Overtime	77,743	60,000	60,000	70,000	80,000	80,000
	1650 Retirement Systems	88,472	89,869	89,869	89,869	100,295	105,031
	1651 FICA/Medicare	35,948	38,615	38,615	37,915	41,697	41,421
	1680 Employee Hlth Insurance	229,499	262,260	262,260	251,435	288,486	275,496
	1720 Unemployment Insurance	0	560	560	560	560	560
		431,663	**453,804**	**453,804**	**452,279**	**513,538**	**505,008**
200 Equipment	2300 Replacement	60,639	47,742	47,742	47,742	29,196	29,196
	2400 Additional	0	1,575	1,575	1,575	0	0
		60,639	**49,317**	**49,317**	**49,317**	**29,196**	**29,196**
300 Material & Supplies	3010 Automotive Supplies	12,759	15,200	15,200	15,200	15,000	15,000
	3090 Chemicals	1,007,631	1,200,360	1,200,360	1,000,360	1,200,000	1,120,000
	3180 Water Service	17,801,580	17,300,000	17,300,000	17,700,000	17,900,000	17,900,000
	3200 Utilities	47,686	57,950	57,950	47,950	60,000	60,000
	3240 General Supplies	29,172	50,000	54,539	35,000	50,000	50,000
	3530 Medical/Dental/Lab Supp	381	6,000	6,000	6,000	3,000	3,000
	3700 Postage Costs	179	100	100	100	100	100
		18,899,389	**18,629,610**	**18,634,149**	**18,804,610**	**19,228,100**	**19,148,100**
400 Expenses	4110 Travel and Meals	2,558	5,000	5,000	5,000	5,000	5,000
	4160 Telephone Expenses	5,187	5,500	5,500	5,500	5,500	5,500
	4200 Repair & Maintenance	79,307	100,000	105,345	60,000	120,000	105,000
	4225 OSHA Safety Program	0	3,000	3,000	3,000	3,000	3,000
	4310 Non-recurring Repairs	59,972	60,000	61,028	30,000	60,000	60,000
	4320 Rental & Taxes	130,995	140,000	140,000	140,000	140,000	140,000
	4360 Educational Training	440	3,000	3,000	3,000	3,000	3,000
	4380 Contractual Services	359,318	360,000	406,184	360,000	360,000	375,000
	4420 Technical Services	72,588	200,000	304,050	200,000	200,000	200,000
	4461 Debt Serv:Bond Principl	1,055,617	1,106,310	1,106,310	1,106,310	1,160,656	1,160,656

Environmental Facilities (60WATER)

County Water Dist No 1 (60_5110)

Account Class	Account Rollup Name	Expended 2025	Adopted 2026	Appropriated 2026	Projected 2026	Requested 2027	Allowed 2027
	4463 Debt Serv:Bond Interest	578,076	525,312	525,312	525,312	470,705	470,705
	4945 Cont-Worker Comp Fund	18,981	18,981	18,981	18,981	18,981	18,981
	4999 Indirect Charges	159,146	159,146	159,146	184,178	184,178	184,178
	5100 Miscellan Budget Expen	874	1,600	1,600	1,600	3,241	3,241
	5101 Certiorari Expenses	31,408	25,000	25,000	25,000	25,000	25,000
	5115 Statutory Charges	2,735	5,000	5,000	5,000	5,000	5,000
		2,557,201	**2,717,849**	**2,874,457**	**2,672,881**	**2,764,261**	**2,764,261**
599 Inter-Departmental Charge	5070 Svc by Environ Facilit	206,281	204,494	204,494	204,494	202,686	202,686
	5280 Svc by Public Works	15,674	13,467	13,467	13,467	12,654	12,715
	5325 Svc by Dept of Law	12,292	47,620	47,620	47,620	45,456	45,456
	5365 Svc by Lab & Research	44,917	50,000	50,000	50,000	52,000	52,000
		279,164	**315,581**	**315,581**	**315,581**	**312,796**	**312,857**
Total Expenditures		**22,637,055**	**22,621,989**	**22,783,136**	**22,730,496**	**23,325,085**	**23,236,616**
Net Expenditures		**22,637,055**	**22,621,989**	**22,783,136**	**22,730,496**	**23,325,085**	**23,236,616**
10 Real Property Taxes		4,698,623	4,698,623	4,698,623	4,698,623	4,931,842	4,861,758
50 Departmental Income		16,551,026	17,300,000	17,300,000	17,700,000	17,900,000	17,900,000
55 Interest on Investments		52,487	52,064	52,064	24,308	45,731	27,346
57 Appropriated Fund Balance		0	123,703	123,703	123,703	0	0
60 Miscellaneou Revenue		447,491	447,599	447,599	447,599	447,512	447,512
90 Interfund Revenue		7,070	0	0	3,275	0	0
Total Revenues		**21,756,698**	**22,621,989**	**22,621,989**	**22,997,508**	**23,325,085**	**23,236,616**
Net Department Total		**880,357**	**0**	**161,147**	**(267,012)**	**0**	**0**

Environmental Facilities (60WATER)

County Water Dist No 1 (60_5110)

Fund Balance Available	
January 1, 2026	1,716,049
Less: Transfer to 2026 Budget	123,703
Less: Assigned for Purchases on Order	161,147
Total Available	**1,431,199**
Projected Savings from Operations	267,012
Projected Unrestricted December 31	1,698,211

Fund Balance Appropriated to 2027

Environmental Facilities (60WATER)

County Water Dist No 2 (60_5210)

WATER DISTRICT: County Water District No. 2

TREATMENT PROCESS: The District has been operated and maintained by the Northern Westchester Joint Water Works since January 2002.

MUNICIPALITIES SERVED:

Town of Yorktown	95%
Cortlandt	3%
Somers	2%

Environmental Facilities (60WATER)

County Water Dist No 2 (60_5210)

Account Class	Account Rollup Name	Expended 2025	Adopted 2026	Appropriated 2026	Projected 2026	Requested 2027	Allowed 2027
400 Expenses	4420 Technical Services	7,090	10,000	10,000	10,000	10,000	10,000
		7,090	**10,000**	**10,000**	**10,000**	**10,000**	**10,000**
Total Expenditures		**7,090**	**10,000**	**10,000**	**10,000**	**10,000**	**10,000**
Net Expenditures		**7,090**	**10,000**	**10,000**	**10,000**	**10,000**	**10,000**
60 Miscellaneou Revenue		7,087	10,000	10,000	10,000	10,000	10,000
Total Revenues		**7,087**	**10,000**	**10,000**	**10,000**	**10,000**	**10,000**
Net Department Total		**3**	**0**	**0**	**0**	**0**	**0**

Environmental Facilities (60WATER)

County Water Dist No 2 (60_5210)

Fund Balance Available	
January 1, 2026	505
Less: Transfer to 2026 Budget	-
Less: Assigned for Purchases on Order	-
Total Available	**505**
Projected Savings from Operations	-
Projected Unrestricted December 31	505

Fund Balance Appropriated to 2027

Environmental Facilities (60WATER)

County Water Dist No 3 (60_5310)

WATER DISTRICT

County Water District No. 3

TREATMENT PROCESS:

The Gate of Heaven Pumping Station connects to the Kensico Reservoir and has been upgraded to include Ultraviolet (UV) Light disinfection along with existing facilities for disinfection and corrosion control.

POPULATION SERVED

Serving over fifty separate County, State and private facilities including: Westchester Medical Center, Westchester County Department of Public Works and Transportation buildings, Westchester Correctional Facility, New York Medical College, Fire Training Center, New York State Department of Transportation, etc. The Westchester County Community College is also in Water District #3, but receives its water from the Town of Greenburgh.

MUNICIPALITIES SERVED:

Valhalla Campus at Grasslands in the Town of Mt. Pleasant

GENERAL INFORMATION:

Provides water to the complex commonly referred to as the “Grasslands Reservation”. In addition to primary supply from the Gate of Heaven Pumping Station there is a supplemental/emergency supply from the Town of Greenburgh.

WATER CONSUMPTION:

Average Daily Consumption: 0.85 MGD

Environmental Facilities (60WATER)

County Water Dist No 3 (60_5310)

Objects of Expenditure		Expended 2025	Adopted 2026	Appropriated 2026	Projected 2026	Requested 2027	Allowed 2027
Personal Service:							
Annual-Regular:	**GROUP**						
Sr. Water Treatment Plant Oper.	XI	1	1	1	1	1	1
Water Treatment Plant Oper. IIB	X	3	3	3	3	3	3
Sr. Maintenance Mech. I	VIII	1	1	1	1	1	1
Total Positions		**5**	**5**	**5**	**5**	**5**	**5**

Environmental Facilities (60WATER)

County Water Dist No 3 (60_5310)

Account Class	Account Rollup Name	Expended 2025	Adopted 2026	Appropriated 2026	Projected 2026	Requested 2027	Allowed 2027
100 Annual Regular Salaries	1010 Net-Annual Regular	299,992	437,785	437,785	322,785	454,898	404,898
		299,992	**437,785**	**437,785**	**322,785**	**454,898**	**404,898**
101 Other Personal Services	1200 Hourly	0	2,500	2,500	2,500	2,500	2,500
	1400 Overtime	37,781	55,000	55,000	35,000	55,000	50,000
	1650 Retirement Systems	61,988	85,854	85,854	85,854	91,782	85,748
	1651 FICA/Medicare	25,418	36,899	36,899	26,873	38,174	33,850
	1680 Employee Hlth Insurance	159,425	262,260	262,260	251,435	288,486	275,496
	1720 Unemployment Insurance	0	560	560	560	560	560
		284,612	**443,073**	**443,073**	**402,222**	**476,502**	**448,154**
200 Equipment	2300 Replacement	44,023	14,727	14,920	14,727	21,480	21,480
	2400 Additional	0	1,575	1,575	1,575	0	0
		44,023	**16,302**	**16,495**	**16,302**	**21,480**	**21,480**
300 Material & Supplies	3010 Automotive Supplies	5,077	14,000	14,000	10,000	14,000	14,000
	3090 Chemicals	30,577	35,435	35,435	30,435	35,435	35,435
	3180 Water Service	634,893	725,000	725,000	700,000	725,000	725,000
	3200 Utilities	162,928	170,000	170,000	170,000	180,000	180,000
	3240 General Supplies	20,761	35,000	40,769	30,000	36,000	36,000
	3530 Medical/Dental/Lab Supp	398	5,000	5,000	5,000	5,000	5,000
	3700 Postage Costs	0	100	100	100	100	100
		854,634	**984,535**	**990,304**	**945,535**	**995,535**	**995,535**
400 Expenses	4110 Travel and Meals	2,134	4,000	4,000	4,000	4,000	4,000
	4160 Telephone Expenses	4,593	6,000	6,000	6,000	6,000	6,000
	4200 Repair & Maintenance	42,794	65,000	65,051	40,000	92,000	75,000
	4225 OSHA Safety Program	0	3,000	3,000	3,000	3,000	3,000
	4310 Non-recurring Repairs	79,713	70,000	50,602	40,000	70,000	70,000
	4360 Educational Training	0	3,000	3,000	3,000	3,000	3,000
	4380 Contractual Services	108,822	100,000	107,184	100,000	140,000	130,000
	4420 Technical Services	43,048	100,000	127,230	100,000	100,000	100,000
	4461 Debt Serv:Bond Principl	605,608	659,341	659,341	659,341	720,938	720,938
	4463 Debt Serv:Bond Interest	106,110	249,434	249,434	249,434	244,575	244,575

Environmental Facilities (60WATER)

County Water Dist No 3 (60_5310)

Account Class	Account Rollup Name	Expended 2025	Adopted 2026	Appropriated 2026	Projected 2026	Requested 2027	Allowed 2027
	4945 Cont-Worker Comp Fund	10,225	10,225	10,225	10,225	10,225	10,225
	4999 Indirect Charges	159,146	159,146	159,146	184,178	184,178	184,178
	5100 Miscellan Budget Expen	48,879	73,920	73,920	73,920	69,809	69,809
	5115 Statutory Charges	745	1,200	1,200	1,200	1,200	1,200
		1,211,816	**1,504,266**	**1,519,332**	**1,474,298**	**1,648,925**	**1,621,925**
599 Inter-Departmental Charge	5070 Svc by Environ Facilit	206,281	204,494	204,494	204,494	202,686	202,686
	5280 Svc by Public Works	17,115	13,467	13,467	13,467	12,654	12,715
	5325 Svc by Dept of Law	15,484	9,524	13,524	9,524	22,728	22,728
	5365 Svc by Lab & Research	21,762	35,000	35,000	35,000	36,500	36,500
		260,641	**262,485**	**266,485**	**262,485**	**274,568**	**274,629**
Total Expenditures		**2,955,719**	**3,648,446**	**3,673,474**	**3,423,627**	**3,871,908**	**3,766,621**
Net Expenditures		**2,955,719**	**3,648,446**	**3,673,474**	**3,423,627**	**3,871,908**	**3,766,621**
50 Departmental Income		2,665,906	3,130,000	3,130,000	3,180,000	3,485,000	3,507,000
55 Interest on Investments		24,988	23,137	23,137	15,350	19,362	17,584
57 Appropriated Fund Balance		0	495,309	495,309	495,309	367,546	242,037
60 Miscellaneou Revenue		20,980	0	0	0	0	0
Total Revenues		**2,711,873**	**3,648,446**	**3,648,446**	**3,690,659**	**3,871,908**	**3,766,621**
Net Department Total		**243,845**	**0**	**25,028**	**(267,032)**	**0**	**0**

Environmental Facilities (60WATER)

County Water Dist No 3 (60_5310)

Fund Balance Available	
January 1, 2026	1,280,615
Less: Transfer to 2026 Budget	495,309
Less: Assigned for Purchases on Order	25,029
Total Available	**760,277**
Projected Savings from Operations	267,032
Projected Unrestricted December 31	1,027,309
Fund Balance Appropriated to 2027	**242,037**

Environmental Facilities (60WATER)

County Water Dist No 4 (60_5410)

WATER DISTRICT: County Water District No. 4

MUNICIPALITIES SERVED: Town/City of Rye; Village of Port Chester; Village of Rye Brook

GENERAL INFORMATION: County Water District No. 4 was created by Act No. 81-1985 of the Westchester County Board of Legislators. It includes the village of Port Chester and Rye Brook and the City and Town of Rye in an area currently supplied and serviced by United Water of Westchester, which acquired the Aquarion Water Company's New York subsidiary in April of 2007.

Environmental Facilities (60WATER)

County Water Dist No 4 (60_5410)

Account Class	Account Rollup Name	Expended 2025	Adopted 2026	Appropriated 2026	Projected 2026	Requested 2027	Allowed 2027
599 Inter-Departmental Charge	5325 Svc by Dept of Law	0	1,000	1,000	1,000	1,000	1,000
		0	**1,000**	**1,000**	**1,000**	**1,000**	**1,000**
Total Expenditures		**0**	**1,000**	**1,000**	**1,000**	**1,000**	**1,000**
Net Expenditures		**0**	**1,000**	**1,000**	**1,000**	**1,000**	**1,000**
55 Interest on Investments		9,839	1,000	1,000	1,000	1,000	1,000
Total Revenues		**9,839**	**1,000**	**1,000**	**1,000**	**1,000**	**1,000**
Net Department Total		**(9,839)**	**0**	**0**	**0**	**0**	**0**

Environmental Facilities (60WATER)

County Water Dist No 4 (60_5410)

Fund Balance Available	
January 1, 2026	380,523
Less: Transfer to 2026 Budget	-
Less: Assigned for Purchases on Order	-
Total Available	**380,523**
Projected Savings from Operations	-
Projected Unrestricted December 31	380,523

Fund Balance Appropriated to 2027

Environmental Facilities (60REFUSE)

Westchester County Refuse Disposal District No.1 (the District) was created in 1982, pursuant to Federal orders to close the County's landfill and local incinerators. The District is responsible for the transportation and disposal of municipally collected solid waste and the processing of recyclables. The 36 District municipalities, which represent 90% of the County's population, deliver their waste to either the Charles Point Resource Recovery Facility (RESCO) or to County transfer stations from which the County transports the waste to RESCO. All residential curbside recyclables are delivered to the County's Material Recovery Facility (MRF) located in Yonkers or the Northern Tier Transfer Station in Cortlandt Manor. The recyclables are then processed at the MRF and marketed to recyclers and recyclables brokers. The seven non-District municipalities either have arrangements with private carters to handle their residential solid waste and recyclables or require their residents to arrange separately with private carters to collect these materials.

DEF's Refuse & Recycling Division oversees the operation of the transfer stations and the MRF, and hauling of Municipal Solid Waste (MSW) from the transfer stations to RESCO, with staffing and management of day-to-day activities provided by a contractor. In an attempt to increase efficiency and reduce operating costs, the Department has been engaged in a number of projects to retrofit systems that will increase efficiency, reduce program costs, and increase revenue. In addition, the Refuse & Recycling Division maintains and implements the Solid Waste Management Plan, which outlines the department's strategy for meeting New York State's waste reduction goals.

The MRF is located adjacent to the Thruway Transfer Station in the City of Yonkers and has a design capacity of 91,000 tons per year. The MRF accepts and processes commingled paper (including newspaper, magazines, junk mail, high-grade paper, grey board and corrugated containers) and commingled containers (including metal cans, glass and plastic containers, aseptic and gable-top cartons, empty aerosol cans, and aluminum foil and trays). In 2011, the facility was retrofitted with new commingled recyclables processing equipment, allowing the County to capture far more recyclables from the waste stream, including plastics coded #3 - #7, increasing the maximum throughput and reducing the residual waste. A further programmatic expansion in April 2016 allowed residential curbside recycling programs to include collection of a septic and gable-top food and beverage cartons, including milk and juice cartons, soup cartons, juice boxes and ice cream containers. This expansion was made possible by the installation of automated equipment, which allowed for the redeployment of personnel to hand-sort the food and beverage cartons. In 2024, the County's Source Separation Law was amended to designate cartons as a mandatory curbside recyclable. All materials processed at the MRF are marketed and sold to recyclers and recyclables brokers, except for glass, which the District pays a fee to have recycled. Since Westchester operates a dual-stream MRF (as opposed to single-stream), which requires the separation of pulp recyclables (paper and cardboard) and commingled recyclables (metal, plastic and glass), and the MRF employs screeners and optical sorting equipment, Westchester offers some of the cleanest product on the markets and is able to sell its materials for competitive prices.

As part of its education program, DEF’s Recycling Office offers tours of the MRF to school groups, scout troops, camps, environmental/ conservation organizations and others. Visitors learn about the value of the “three R’s” (reduce, reuse and recycle), while observing how curbside recyclable materials are processed and prepared for marketing. In 2025, DEF worked with the County’s Communications Department to produce a new, updated video that is now featured during MRF tours.

The District collects organic yard waste from District municipalities and disposes of the material at compost facilities outside of Westchester. DEF promotes initiatives to encourage residents to grass-cycle and compost their leaves and yard waste whenever possible to reduce the amount of waste that must be managed under this program. Under the County's Electronic Waste program,

residents can dispose of E-waste at collection pods located at 27 municipal recycling facilities throughout the Refuse Disposal District.

In April 2012, the District opened the Household Materials Recovery Facility (H-MRF) in Valhalla, where residents are able to dispose of household chemicals, pesticides, fertilizers, tires, electronics, medications and many other household items. Additionally, DEF's Refuse & Recycling Division conducts Household Recycling Day Events, where residents can drop off all of the items that are accepted at the H-MRF. In 2013, DEF expanded its Medication Take-Back Program to allow participating municipal police departments to deliver medications collected at their headquarters to the H-MRF. Thirty-eight police departments participate in the program. DEF purchased medication collection containers for departments located within the District, and the County's Department of Public Safety purchased containers for departments located in municipalities that are not in the District. The District also collects and sells for recycling, plastic boat wrap used to winterize boats by marinas and boat yards along the Hudson River and Long Island Sound. The boat wrap is sold to recyclers. In addition, the District operates two Mobile Shredder trucks which provide document shredding services to residents, schools and District municipalities to help prevent identity theft.

In early 2020, DEF released its Food Scrap Recycling Study, which included a waste stream analysis that identified the amount of food waste, both residential and commercial, being disposed in the County. The study included a review of available food scrap recycling technology and presented medium and long-term recommendations for a Westchester County food scrap recycling plan to be incorporated into the County's Solid Waste Management Plan. In Fall 2020, DEF launched the Residential Food Scrap Transportation and Disposal (RFSTAD) program, pursuant to which the DEF's Refuse & Recycling Division took over responsibility for transporting and disposing of food scraps collected through voluntary municipal drop-off and curbside collection programs. The District has a contract with CRP Sanitation to provide hauling services, and has executed IMAs with participating municipalities. The District subsidizes the cost for the municipalities, significantly reducing the cost of operating a food scrap recycling program. The RFSTAD program allows municipalities to continue existing programs and those previously unable to afford residential food scrap recycling programs to offer such a program.

In early 2020, the County announced that DEF's Refuse & Recycling Division would construct and operate a Compost & Education Center to be located on the Valhalla Campus. Known as CompostED, design of the facility was completed in August 2020, and the facility opened on Earth Day in 2021. The facility composts up to two tons of material weekly and offers an educational program outlining the benefits of composting to municipal officials, students, and residents. It also demonstrates to municipalities how to incorporate food scrap compositing into existing organics composting programs, or how to establish and operate a standalone small-scale food scrap compost site in their own communities.

In 2025, DEF hosted ten compost giveaways at various locations throughout Westchester County, to bring awareness to food scrap recycling and promote CompostED, the County's small-scale compost and education site. The compost provided at the events was prepared at the CompostED facility. DEF is conducting twelve compost giveaways in 2026.

In July 2023, in partnership with the Department of Emergency Services, DEF developed the Lithium-Ion Battery Safety Program disposal program. The program helps residents and local fire departments safely and cost-effectively dispose of lithium-ion batteries that were involved in thermal events. DEF also participated in a new education program around the safe disposal of lithium-ion batteries, reminding residents that they are accepted at the H-MRF and encouraging local bike shops to participate in a free collection program through Call2Recycle.

In September 2023, the County's Single Use Foodware/Upon Request Legislation took into effect. DEF participated in the drafting

of final version of the law, and DEF's Solid Waste Inspectors work with the County's Department of Health on enforcement. DEF has also worked with Communications on education initiatives for this program.

In December 2021, in partnership with HELSPY, the District expanded its textile recycling program at the H-MRF by installing 3 new bins and accepting items that were previously disposed of as waste, including a variety of textiles (clothes, shoes, towels, area rugs, and more) in any condition (torn, worn, stained, broken zippers, etc.) as long as they are clean, dry, and odorless. In March 2024, DEF began curbside collection of residential textiles under the County's expanded Textile Recycling Program. Twenty-one municipalities are currently participating in the program. In 2025, DEF collected over 156,000 lbs. of textiles for reuse and recycling. The total includes approximately 128,000 lbs. collected through the curbside collection program, 27,000 lbs. collected at the H-MRF, and over 2,200 lbs. collected at Household Recycling Day events.

PROGRAM AREA AND SERVICES:

- ✓ Solid Waste Management Programs.
- ✓ Recycling Programs - Electronics, Metal, Tires, Household Hazardous Chemicals, Organic Yard Waste, Food Scraps, Lithium-Ion Batteries.
- ✓ Special Waste Handling Programs- Household Hazardous Chemicals, Paint, Textiles, Lithium-ion Batteries.
- ✓ Unused or Expired Medications collection.
- ✓ Public Information/Community Relations.

DEPARTMENT INITIATIVES:

ON-GOING

- ✓ Organic Yard Waste Transfer Program.
- ✓ Sale of recycled material.
- ✓ E-Waste Collection Program.
- ✓ Mobile Shredder Program to help protect against identity theft.
- ✓ Medication Take-Back Program to prevent unused or expired pharmaceuticals from entering the water supply.
- ✓ Source Separation Law enforcement.
- ✓ Upon Request Law enforcement.
- ✓ Operation of Household Materials Recovery Facility and Household Recycling Day events for “hard-to-dispose-of” household waste.
- ✓ Solid Waste Management Plan.
- ✓ Maintenance of Closed Landfills.
- ✓ Food Scrap Recycling.
- ✓ Textile Recycling
- ✓ Recycling and Educational Tours and Outreach
- ✓ Management of Stormwater and leachate at landfills, transfer stations, and recycling facilities

DEPARTMENT ACCOMPLISHMENTS:

ON-GOING

- ✓ Exceeding State goals for Recycled Material.
- ✓ Reducing waste generated.

SERVICE INDICATORS:

	2025 Actual	2026 Estimated	2027 Planned
Tons of District Member Refuse Received at Charles Point Facility	350,935	352,000	352,500
Tons of Recyclables to MRF	62,393	70,000	67,500
Tons of Organic Yard Waste	81,026	90,000	95,000

Environmental Facilities (60REFUSE)

Account Class	Account Rollup Name	Expended 2025	Adopted 2026	Appropriated 2026	Projected 2026	Requested 2027	Allowed 2027
100 Annual Regular Salaries	1010 Net-Annual Regular	2,066,282	2,387,967	2,387,967	2,275,966	2,599,719	2,495,879
		2,066,282	**2,387,967**	**2,387,967**	**2,275,966**	**2,599,719**	**2,495,879**
101 Other Personal Services	1200 Hourly	24,053	20,000	20,000	10,000	25,000	25,000
	1400 Overtime	85,163	86,500	86,500	86,500	86,500	86,500
	1650 Retirement Systems	394,746	431,107	431,107	431,107	484,692	486,778
	1651 FICA/Medicare	157,569	185,838	185,838	176,956	193,388	192,961
	1680 Employee Hlth Insurance	1,115,359	1,513,210	1,513,210	1,450,425	1,664,531	1,597,880
	1720 Unemployment Insurance	0	2,828	2,828	2,828	2,828	2,828
		1,776,889	**2,239,483**	**2,239,483**	**2,157,816**	**2,456,939**	**2,391,947**
200 Equipment	2400 Additional	0	0	0	0	40,000	40,000
		0	**0**	**0**	**0**	**40,000**	**40,000**
300 Material & Supplies	3010 Automotive Supplies	67,808	86,000	86,000	86,000	86,000	86,000
	3180 Water Service	7,879	10,100	10,100	10,100	10,100	10,100
	3200 Utilities	789,569	865,000	865,000	837,000	930,000	890,000
	3240 General Supplies	166,601	160,000	175,091	160,000	175,000	175,000
	3460 Horticultural Supplies	0	3,000	3,000	3,000	2,000	2,000
	3600 Printing & Office Suppl	0	4,550	4,550	4,550	4,550	4,550
	3700 Postage Costs	3,271	4,500	4,500	4,500	4,500	4,500
		1,035,128	**1,133,150**	**1,148,241**	**1,105,150**	**1,212,150**	**1,172,150**
400 Expenses	4070 Equip Service & Rental	28,752	84,500	84,500	51,500	79,500	69,500
	4100 Membership Fees	855	4,000	4,000	4,000	4,000	4,000
	4110 Travel and Meals	5,084	3,500	5,500	3,500	5,500	5,500
	4160 Telephone Expenses	9,340	14,400	14,400	14,400	15,400	15,400
	4200 Repair & Maintenance	22,268	165,000	184,839	120,000	200,000	175,000
	4225 OSHA Safety Program	0	9,000	9,000	9,000	9,000	9,000
	4250 Public & Legal Notices	0	2,000	2,000	2,000	2,000	2,000
	4280 Insurance	17,685	22,175	22,175	22,175	25,500	25,500
	4320 Rental & Taxes	16,691,997	16,960,152	16,960,152	16,915,152	16,720,770	16,720,770
	4360 Educational Training	7,134	20,000	20,000	12,000	20,000	20,000
	4380 Contractual Services	55,540,344	58,175,173	58,190,051	56,985,173	58,804,600	59,274,600
	4420 Technical Services	51,202	95,000	100,000	70,000	168,676	168,676

Environmental Facilities (60REFUSE)

Account Class	Account Rollup Name	Expended 2025	Adopted 2026	Appropriated 2026	Projected 2026	Requested 2027	Allowed 2027
	4461 Debt Serv:Bond Principl	839,323	855,589	855,589	855,589	933,319	933,319
	4463 Debt Serv:Bond Interest	346,887	488,138	488,138	488,138	534,369	534,369
	4945 Cont-Worker Comp Fund	70,445	70,455	70,455	70,455	70,455	70,455
	4999 Indirect Charges	673,000	673,000	673,000	590,783	590,783	590,783
	5100 Miscellan Budget Expen	87,098	92,630	92,630	92,630	30,881	30,881
	5101 Certiorari Expenses	1,268,132	350,000	350,000	350,000	350,000	350,000
	5107 Independent Audit	40,000	40,000	40,051	40,000	40,000	40,000
	5115 Statutory Charges	0	0	38,000	0	0	0
	5125 Community Services	1,200,000	1,200,000	1,250,000	1,200,000	2,295,000	2,295,000
		76,899,546	**79,324,712**	**79,454,480**	**77,896,495**	**80,899,753**	**81,334,753**
599 Inter-Departmental Charge	5070 Svc by Environ Facilit	1,760,486	1,824,800	1,824,800	1,824,800	1,850,576	1,850,576
	5072 Svc by Emergency Svcs	1,917	5,826	5,826	5,826	6,010	6,010
	5147 Svc by Personnel	6,343	7,000	7,000	7,000	7,148	7,148
	5148 Svc by Budget Office	17,170	17,170	17,170	17,170	19,516	19,516
	5205 Information Support Svc	577,560	637,981	637,981	637,981	838,930	772,137
	5280 Svc by Public Works	292,412	312,681	312,681	312,681	317,720	316,975
	5325 Svc by Dept of Law	47,467	38,095	38,095	38,095	38,638	38,638
	5365 Svc by Lab & Research	299,844	380,000	380,000	380,000	390,000	390,000
	5390 Svc by Public Safety	22,614	22,120	22,120	22,120	24,017	24,017
		3,025,812	**3,245,673**	**3,245,673**	**3,245,673**	**3,492,555**	**3,425,017**
Total Expenditures		**84,803,657**	**88,330,985**	**88,475,844**	**86,681,100**	**90,701,116**	**90,859,746**
Net Expenditures		**84,803,657**	**88,330,985**	**88,475,844**	**86,681,100**	**90,701,116**	**90,859,746**

Environmental Facilities (60REFUSE)

Account Class	Account Rollup Name	Expended 2025	Adopted 2026	Appropriated 2026	Projected 2026	Requested 2027	Allowed 2027
10 Real Property Taxes		62,716,478	62,216,478	62,216,478	62,216,478	62,216,478	62,216,478
20 Payment in Lieu of Taxes		64,621	59,151	59,151	65,993	59,151	59,151
50 Departmental Income		21,347,575	25,010,000	25,010,000	23,521,600	24,700,000	24,921,000
55 Interest on Investments		734,027	490,356	490,356	867,540	742,424	965,506
57 Appropriated Fund Balance		0	0	0	0	2,323,063	2,037,611
60 Miscellaneou Revenue		420,403	205,000	205,000	255,600	160,000	160,000
61 Agency & Trust Revenue		32,000	0	0	0	0	0
97 State Aid		872,129	350,000	350,000	350,000	500,000	500,000
Total Revenues		**86,187,233**	**88,330,985**	**88,330,985**	**87,277,211**	**90,701,116**	**90,859,746**
Net Department Total		**(1,383,576)**	**0**	**144,859**	**(596,111)**	**0**	**0**

Environmental Facilities (60REFUSE)

Refuse Disposal District Admin (60_7100)

Objects of Expenditure		Expended 2025	Adopted 2026	Appropriated 2026	Projected 2026	Requested 2027	Allowed 2027
Personal Service:							
Annual-Regular:	**GROUP**						
First Deputy Commissioner	XIX	1	1	1	1	1	1
Dir of Operations (SW)	XV	1	1	1	1	1	1
Manager - Transfer Stations	XII	1	1	1	1	1	1
Total Positions		**3**	**3**	**3**	**3**	**3**	**3**

Environmental Facilities (60REFUSE)

Refuse Disposal District Admin (60_7100)

Account Class	Account Rollup Name	Expended 2025	Adopted 2026	Appropriated 2026	Projected 2026	Requested 2027	Allowed 2027
100 Annual Regular Salaries	1010 Net-Annual Regular	440,424	467,833	467,833	458,833	470,321	484,502
		440,424	**467,833**	**467,833**	**458,833**	**470,321**	**484,502**
101 Other Personal Services	1400 Overtime	8,974	8,000	8,000	8,000	8,000	8,000
	1650 Retirement Systems	78,010	79,260	79,260	79,260	90,163	92,836
	1651 FICA/Medicare	30,481	33,858	33,858	34,820	35,635	36,448
	1680 Employee Hlth Insurance	147,315	156,539	156,539	150,044	172,193	165,298
	1720 Unemployment Insurance	0	2,828	2,828	2,828	2,828	2,828
		264,780	**280,485**	**280,485**	**274,952**	**308,819**	**305,410**
200 Equipment	2400 Additional	0	0	0	0	40,000	40,000
		0	**0**	**0**	**0**	**40,000**	**40,000**
300 Material & Supplies	3010 Automotive Supplies	14,994	16,000	16,000	16,000	16,000	16,000
	3240 General Supplies	2,473	5,000	5,000	5,000	5,000	5,000
	3600 Printing & Office Suppl	0	300	300	300	300	300
	3700 Postage Costs	2,191	2,500	2,500	2,500	2,500	2,500
		19,659	**23,800**	**23,800**	**23,800**	**23,800**	**23,800**
400 Expenses	4070 Equip Service & Rental	0	10,000	10,000	5,000	5,000	5,000
	4100 Membership Fees	855	4,000	4,000	4,000	4,000	4,000
	4160 Telephone Expenses	31	2,000	2,000	2,000	2,000	2,000
	4225 OSHA Safety Program	0	4,500	4,500	4,500	4,500	4,500
	4280 Insurance	17,685	22,175	22,175	22,175	25,500	25,500
	4360 Educational Training	7,134	20,000	20,000	12,000	20,000	20,000
	4380 Contractual Services	86,533	256,480	293,412	266,480	555,000	555,000
	4420 Technical Services	30,776	70,000	75,000	45,000	117,176	117,176
	4461 Debt Serv:Bond Principl	839,323	855,589	855,589	855,589	933,319	933,319
	4463 Debt Serv:Bond Interest	346,887	488,138	488,138	488,138	534,369	534,369
	4945 Cont-Worker Comp Fund	70,445	70,455	70,455	70,455	70,455	70,455
	4999 Indirect Charges	673,000	673,000	673,000	590,783	590,783	590,783

Environmental Facilities (60REFUSE)

Refuse Disposal District Admin (60_7100)

Account Class	Account Rollup Name	Expended 2025	Adopted 2026	Appropriated 2026	Projected 2026	Requested 2027	Allowed 2027
	5100 Miscellan Budget Expen	87,098	92,630	92,630	92,630	30,881	30,881
	5101 Certiorari Expenses	1,268,132	350,000	350,000	350,000	350,000	350,000
	5107 Independent Audit	40,000	40,000	40,051	40,000	40,000	40,000
		3,467,898	**2,958,967**	**3,000,950**	**2,848,750**	**3,282,983**	**3,282,983**
599 Inter-Departmental Charge	5070 Svc by Environ Facilit	1,760,486	1,824,800	1,824,800	1,824,800	1,850,576	1,850,576
	5147 Svc by Personnel	6,343	7,000	7,000	7,000	7,148	7,148
	5148 Svc by Budget Office	17,170	17,170	17,170	17,170	19,516	19,516
	5205 Information Support Svc	573,518	637,981	627,981	637,981	838,930	772,137
	5280 Svc by Public Works	292,412	312,681	312,681	312,681	317,720	316,975
	5325 Svc by Dept of Law	47,467	38,095	38,095	38,095	38,638	38,638
	5365 Svc by Lab & Research	299,844	380,000	380,000	380,000	390,000	390,000
		2,997,239	**3,217,727**	**3,207,727**	**3,217,727**	**3,462,528**	**3,394,990**
Total Expenditures		**7,190,000**	**6,948,812**	**6,980,796**	**6,824,062**	**7,588,451**	**7,531,685**
Net Expenditures		**7,190,000**	**6,948,812**	**6,980,796**	**6,824,062**	**7,588,451**	**7,531,685**
10 Real Property Taxes		62,716,478	62,216,478	62,216,478	62,216,478	62,216,478	62,216,478
20 Payment in Lieu of Taxes		64,621	59,151	59,151	65,993	59,151	59,151
55 Interest on Investments		734,027	490,356	490,356	867,540	742,424	965,506
57 Appropriated Fund Balance		0	0	0	0	2,323,063	2,037,611
60 Miscellaneou Revenue		25,462	0	0	50,600	60,000	60,000
Total Revenues		**63,540,587**	**62,765,985**	**62,765,985**	**63,200,611**	**65,401,116**	**65,338,746**
Net Department Total		**(56,350,588)**	**(55,817,173)**	**(55,785,189)**	**(56,376,549)**	**(57,812,665)**	**(57,807,061)**

Environmental Facilities (60REFUSE)

So Columbus Transfer Station (60_7300)

Objects of Expenditure		Expended 2025	Adopted 2026	Appropriated 2026	Projected 2026	Requested 2027	Allowed 2027
Personal Service:							
Annual-Regular:	**GROUP**						
Weight Scale Operator	V	1	1	1	1	1	1
Total Positions		**1**	**1**	**1**	**1**	**1**	**1**

Environmental Facilities (60REFUSE)

So Columbus Transfer Station (60_7300)

Account Class	Account Rollup Name	Expended 2025	Adopted 2026	Appropriated 2026	Projected 2026	Requested 2027	Allowed 2027
100 Annual Regular Salaries	1010 Net-Annual Regular	59,425	61,275	61,275	61,275	63,050	63,050
		59,425	**61,275**	**61,275**	**61,275**	**63,050**	**63,050**
101 Other Personal Services	1400 Overtime	2,539	3,500	3,500	1,000	3,500	3,500
	1650 Retirement Systems	10,813	10,844	10,844	10,844	12,545	12,545
	1651 FICA/Medicare	4,633	4,632	4,632	4,645	4,958	4,925
	1680 Employee Hlth Insurance	49,105	52,180	52,180	50,015	57,398	55,099
		67,090	**71,156**	**71,156**	**66,504**	**78,401**	**76,069**
300 Material & Supplies	3180 Water Service	1,040	1,600	1,600	1,600	1,600	1,600
	3200 Utilities	60,744	70,000	70,000	64,000	70,000	70,000
	3240 General Supplies	31,729	25,000	12,845	25,000	25,000	25,000
	3600 Printing & Office Suppl	0	500	500	500	500	500
		93,512	**97,100**	**84,945**	**91,100**	**97,100**	**97,100**
400 Expenses	4070 Equip Service & Rental	4,053	12,500	12,500	12,500	12,500	12,500
	4110 Travel and Meals	0	400	400	400	400	400
	4160 Telephone Expenses	300	700	700	700	700	700
	4200 Repair & Maintenance	1,405	25,000	25,000	20,000	25,000	20,000
	4320 Rental & Taxes	80,000	80,000	80,000	80,000	80,000	80,000
	4380 Contractual Services	3,543,428	3,924,265	3,924,469	3,774,265	3,610,000	3,870,000
	5125 Community Services	50,000	50,000	100,000	50,000	50,000	50,000
		3,679,185	**4,092,865**	**4,143,069**	**3,937,865**	**3,778,600**	**4,033,600**
Total Expenditures		**3,899,213**	**4,322,396**	**4,360,445**	**4,156,744**	**4,017,151**	**4,269,819**
Net Expenditures		**3,899,213**	**4,322,396**	**4,360,445**	**4,156,744**	**4,017,151**	**4,269,819**
Net Department Total		**3,899,213**	**4,322,396**	**4,360,445**	**4,156,744**	**4,017,151**	**4,269,819**

Environmental Facilities (60REFUSE)

Thruway Transfer Station (60_7400)

Objects of Expenditure		Expended 2025	Adopted 2026	Appropriated 2026	Projected 2026	Requested 2027	Allowed 2027
Personal Service:							
Annual-Regular:	**GROUP**						
Manager - Transfer Stations	XII	1	1	1	1	1	1
Sr Solid Waste Inspector	X					1	1
Weight Scale Supervisor	VI	1	1	1	1		
Total Positions		**2**	**2**	**2**	**2**	**2**	**2**

Environmental Facilities (60REFUSE)

Thruway Transfer Station (60_7400)

Account Class	Account Rollup Name	Expended 2025	Adopted 2026	Appropriated 2026	Projected 2026	Requested 2027	Allowed 2027
100 Annual Regular Salaries	1010 Net-Annual Regular	35,480	143,225	143,225	173,225	201,444	201,444
		35,480	**143,225**	**143,225**	**173,225**	**201,444**	**201,444**
101 Other Personal Services	1400 Overtime	6,626	1,500	1,500	8,500	1,500	1,500
	1650 Retirement Systems	7,654	24,401	24,401	24,401	38,255	38,255
	1651 FICA/Medicare	3,281	10,428	10,428	13,554	15,119	15,019
	1680 Employee Hlth Insurance	17,640	104,359	104,359	100,029	114,795	110,199
		35,201	**140,688**	**140,688**	**146,484**	**169,669**	**164,973**
300 Material & Supplies	3180 Water Service	3,511	4,000	4,000	4,000	4,000	4,000
	3200 Utilities	389,844	325,000	325,000	350,000	390,000	370,000
	3240 General Supplies	30,959	25,000	20,845	25,000	35,000	35,000
	3600 Printing & Office Suppl	0	500	500	500	500	500
		424,314	**354,500**	**350,345**	**379,500**	**429,500**	**409,500**
400 Expenses	4070 Equip Service & Rental	8,677	20,000	20,000	12,000	20,000	15,000
	4110 Travel and Meals	0	300	300	300	300	300
	4160 Telephone Expenses	320	1,200	1,200	1,200	1,200	1,200
	4200 Repair & Maintenance	6,855	20,000	20,000	10,000	20,000	20,000
	4380 Contractual Services	5,542,895	6,050,495	6,050,699	5,850,495	5,670,000	5,990,000
		5,558,746	**6,091,995**	**6,092,199**	**5,873,995**	**5,711,500**	**6,026,500**
Total Expenditures		**6,053,741**	**6,730,408**	**6,726,457**	**6,573,204**	**6,512,113**	**6,802,417**
Net Expenditures		**6,053,741**	**6,730,408**	**6,726,457**	**6,573,204**	**6,512,113**	**6,802,417**
Net Department Total		**6,053,741**	**6,730,408**	**6,726,457**	**6,573,204**	**6,512,113**	**6,802,417**

Environmental Facilities (60REFUSE)

Wastesheds 4 And 5 (60_7500)

Objects of Expenditure		Expended 2025	Adopted 2026	Appropriated 2026	Projected 2026	Requested 2027	Allowed 2027
Personal Service:							
Annual-Regular:	**GROUP**						
Weight Scale Operator	V	1	1	1	1	1	1
Total Positions		**1**	**1**	**1**	**1**	**1**	**1**

Environmental Facilities (60REFUSE)

Wastesheds 4 And 5 (60_7500)

Account Class	Account Rollup Name	Expended 2025	Adopted 2026	Appropriated 2026	Projected 2026	Requested 2027	Allowed 2027
100 Annual Regular Salaries	1010 Net-Annual Regular	51,800	54,979	54,979	54,979	57,955	57,955
		51,800	**54,979**	**54,979**	**54,979**	**57,955**	**57,955**
101 Other Personal Services	1400 Overtime	1,002	3,500	3,500	2,000	3,500	3,500
	1650 Retirement Systems	9,166	10,137	10,137	10,137	11,584	11,584
	1651 FICA/Medicare	3,778	4,336	4,336	4,250	4,541	4,548
	1680 Employee HIth Insurance	49,105	52,180	52,180	50,015	57,398	55,099
		63,051	**70,153**	**70,153**	**66,402**	**77,023**	**74,731**
300 Material & Supplies	3180 Water Service	3,328	4,500	4,500	4,500	4,500	4,500
	3200 Utilities	73,997	75,000	75,000	78,000	75,000	82,000
	3240 General Supplies	38,855	35,000	39,212	35,000	35,000	35,000
	3600 Printing & Office Suppl	0	500	500	500	500	500
		116,180	**115,000**	**119,212**	**118,000**	**115,000**	**122,000**
400 Expenses	4070 Equip Service & Rental	4,329	20,000	20,000	13,000	20,000	15,000
	4110 Travel and Meals	0	300	300	300	300	300
	4160 Telephone Expenses	0	1,000	1,000	1,000	1,000	1,000
	4200 Repair & Maintenance	525	35,000	35,000	20,000	35,000	25,000
	4320 Rental & Taxes	710,806	711,000	711,000	711,000	711,000	711,000
	4380 Contractual Services	2,959,669	3,174,087	3,136,291	3,024,087	3,160,000	3,160,000
	5115 Statutory Charges	0	0	38,000	0	0	0
		3,675,329	**3,941,387**	**3,941,591**	**3,769,387**	**3,927,300**	**3,912,300**
Total Expenditures		**3,906,360**	**4,181,519**	**4,185,935**	**4,008,768**	**4,177,278**	**4,166,986**
Net Expenditures		**3,906,360**	**4,181,519**	**4,185,935**	**4,008,768**	**4,177,278**	**4,166,986**
Net Department Total		**3,906,360**	**4,181,519**	**4,185,935**	**4,008,768**	**4,177,278**	**4,166,986**

Environmental Facilities (60REFUSE)

Recovery And Disposal (60_7600)

Objects of Expenditure		Expended 2025	Adopted 2026	Appropriated 2026	Projected 2026	Requested 2027	Allowed 2027
Personal Service:							
Annual-Regular:	**GROUP**						
Superintendent of Landfills	XII	1	1	1	1	1	1
Sr. Maintenance Mechanic III (SW)	X	1	1	1	1	1	1
Sr. Maintenance Mechanic I	VIII	1	1	1	1	1	1
Maintenance Mechanic I (Utility)	VI	2	2	2	2	2	2
Weigh Scale Operator	V	1	1	1	1	1	1
Total Positions		**6**	**6**	**6**	**6**	**6**	**6**

Environmental Facilities (60REFUSE)

Recovery And Disposal (60_7600)

Account Class	Account Rollup Name	Expended 2025	Adopted 2026	Appropriated 2026	Projected 2026	Requested 2027	Allowed 2027
100 Annual Regular Salaries	1010 Net-Annual Regular	364,603	431,931	431,931	411,931	457,271	392,771
		364,603	**431,931**	**431,931**	**411,931**	**457,271**	**392,771**
101 Other Personal Services	1200 Hourly	20,353	15,000	15,000	5,000	20,000	20,000
	1400 Overtime	6,697	10,000	10,000	10,000	10,000	10,000
	1650 Retirement Systems	63,820	76,841	76,841	76,841	91,003	75,922
	1651 FICA/Medicare	27,770	33,940	33,940	31,844	37,457	31,287
	1680 Employee Hlth Insurance	226,773	313,078	313,078	300,088	344,386	330,596
		345,413	**448,859**	**448,859**	**423,773**	**502,846**	**467,805**
300 Material & Supplies	3010 Automotive Supplies	10,420	25,000	25,000	25,000	25,000	25,000
	3200 Utilities	55,189	70,000	70,000	60,000	70,000	65,000
	3240 General Supplies	20,445	25,000	28,108	25,000	25,000	25,000
	3460 Horticultural Supplies	0	3,000	3,000	3,000	2,000	2,000
		86,053	**123,000**	**126,108**	**113,000**	**122,000**	**117,000**
400 Expenses	4070 Equip Service & Rental	5,194	15,000	15,000	10,000	15,000	15,000
	4110 Travel and Meals	0	500	500	500	500	500
	4160 Telephone Expenses	3,695	4,000	4,000	4,000	4,000	4,000
	4200 Repair & Maintenance	5,110	40,000	40,000	40,000	40,000	40,000
	4225 OSHA Safety Program	0	2,000	2,000	2,000	2,000	2,000
	4320 Rental & Taxes	15,901,192	16,169,152	16,169,152	16,124,152	15,929,770	15,929,770
	4380 Contractual Services	27,607,261	27,634,190	27,641,296	27,634,190	27,995,300	27,995,300
	4420 Technical Services	20,426	25,000	25,000	25,000	40,000	40,000
	5125 Community Services	1,150,000	1,150,000	1,150,000	1,150,000	2,245,000	2,245,000
		44,692,877	**45,039,842**	**45,046,948**	**44,989,842**	**46,271,570**	**46,271,570**

Environmental Facilities (60REFUSE)

Recovery And Disposal (60_7600)

Account Class	Account Rollup Name	Expended 2025	Adopted 2026	Appropriated 2026	Projected 2026	Requested 2027	Allowed 2027
599 Inter-Departmental Charge	5390 Svc by Public Safety	22,614	22,120	22,120	22,120	24,017	24,017
		22,614	**22,120**	**22,120**	**22,120**	**24,017**	**24,017**
Total Expenditures		**45,511,561**	**46,065,752**	**46,075,966**	**45,960,666**	**47,377,704**	**47,273,163**
Net Expenditures		**45,511,561**	**46,065,752**	**46,075,966**	**45,960,666**	**47,377,704**	**47,273,163**
50 Departmental Income		14,834,233	16,675,000	16,675,000	16,824,300	17,200,000	17,480,000
60 Miscellaneou Revenue		263,491	170,000	170,000	170,000	65,000	65,000
Total Revenues		**15,097,725**	**16,845,000**	**16,845,000**	**16,994,300**	**17,265,000**	**17,545,000**
Net Department Total		**30,413,836**	**29,220,752**	**29,230,966**	**28,966,366**	**30,112,704**	**29,728,163**

Environmental Facilities (60REFUSE)

Comprehensive Recycling Office (60_7700)

Objects of Expenditure		Expended 2025	Adopted 2026	Appropriated 2026	Projected 2026	Requested 2027	Allowed 2027
Annual-Regular:	**GROUP**						
Asst. Comm. - Environmental Projects	XVII	1	1	1	1	1	1
Program Administrator (SW)	XII	1	1	1	1	1	1
Assistant to Commissioner	XII					1	1
Program Specialist (Env Fac)	X	1	1	1	1	1	1
Program Specialist (Compost Oper)	X	1	1	1	1	1	1
Program Specialist (Trans Stations)	X	1	1	1	1	1	1
Senior Maintenance Mech III(Solid Waste)	X		1	1	1	1	1
Senior Maintenance Mech I (Solid Waste)	X	1					
Staff Asst (Solid Waste)	VIII	1	1	1	1	1	1
Accounting Control Specialist	VIII	1	1	1	1		
Solid Waste Inspector	VIII	2	2	2	2	2	2
Senior Maintenance Worker (CDL)	VIII	2	3	3	3	3	3
Maintenance Mech. I (Utility)	VI	2	2	2	2	2	2
Maintenance Worker (Utility)	V	2	1	1	1	1	1
Total Positions		**16**	**16**	**16**	**16**	**16**	**16**

Environmental Facilities (60REFUSE)

Comprehensive Recycling Office (60_7700)

Account Class	Account Rollup Name	Expended 2025	Adopted 2026	Appropriated 2026	Projected 2026	Requested 2027	Allowed 2027
100 Annual Regular Salaries	1010 Net-Annual Regular	1,114,550	1,228,723	1,228,723	1,115,723	1,349,678	1,296,157
		1,114,550	**1,228,723**	**1,228,723**	**1,115,723**	**1,349,678**	**1,296,157**
101 Other Personal Services	1200 Hourly	3,700	5,000	5,000	5,000	5,000	5,000
	1400 Overtime	59,324	60,000	60,000	57,000	60,000	60,000
	1650 Retirement Systems	225,282	229,624	229,624	229,624	241,142	255,636
	1651 FICA/Medicare	87,627	98,644	98,644	87,843	95,678	100,734
	1680 Employee Hlth Insurance	625,421	834,874	834,874	800,234	918,361	881,589
		1,001,354	**1,228,142**	**1,228,142**	**1,179,701**	**1,320,181**	**1,302,959**
300 Material & Supplies	3010 Automotive Supplies	42,393	45,000	45,000	45,000	45,000	45,000
	3240 General Supplies	20,330	25,000	26,683	25,000	25,000	25,000
	3600 Printing & Office Suppl	0	2,500	2,500	2,500	2,500	2,500
	3700 Postage Costs	1,080	2,000	2,000	2,000	2,000	2,000
		63,802	**74,500**	**76,183**	**74,500**	**74,500**	**74,500**
400 Expenses	4110 Travel and Meals	5,084	2,000	4,000	2,000	4,000	4,000
	4160 Telephone Expenses	4,393	4,000	4,000	4,000	5,000	5,000
	4225 OSHA Safety Program	0	500	500	500	500	500
	4250 Public & Legal Notices	0	2,000	2,000	2,000	2,000	2,000
	4380 Contractual Services	431,008	803,000	801,153	803,000	1,169,300	1,169,300
	4420 Technical Services	0	0	0	0	11,500	11,500
		440,484	**811,500**	**811,653**	**811,500**	**1,192,300**	**1,192,300**

Environmental Facilities (60REFUSE)

Comprehensive Recycling Office (60_7700)

Account Class	Account Rollup Name	Expended 2025	Adopted 2026	Appropriated 2026	Projected 2026	Requested 2027	Allowed 2027
599 Inter-Departmental Charge	5205 Information Support Svc	4,042	0	10,000	0	0	0
		4,042	**0**	**10,000**	**0**	**0**	**0**
Total Expenditures		**2,624,233**	**3,342,865**	**3,354,701**	**3,181,424**	**3,936,659**	**3,865,916**
Net Expenditures		**2,624,233**	**3,342,865**	**3,354,701**	**3,181,424**	**3,936,659**	**3,865,916**
60 Miscellaneou Revenue		110,463	15,000	15,000	15,000	15,000	15,000
61 Agency & Trust Revenue		32,000	0	0	0	0	0
97 State Aid		872,129	350,000	350,000	350,000	500,000	500,000
Total Revenues		**1,014,592**	**365,000**	**365,000**	**365,000**	**515,000**	**515,000**
Net Department Total		**1,609,641**	**2,977,865**	**2,989,701**	**2,816,424**	**3,421,659**	**3,350,916**

Environmental Facilities (60REFUSE)

Material Recovery Facility (60_7800)

Account Class	Account Rollup Name	Expended 2025	Adopted 2026	Appropriated 2026	Projected 2026	Requested 2027	Allowed 2027
300 Material & Supplies	3200 Utilities	209,796	325,000	325,000	285,000	325,000	303,000
	3240 General Supplies	21,811	20,000	42,399	20,000	25,000	25,000
	3600 Printing & Office Suppl	0	250	250	250	250	250
		231,607	**345,250**	**367,649**	**305,250**	**350,250**	**328,250**
400 Expenses	4070 Equip Service & Rental	6,500	7,000	7,000	(1,000)	7,000	7,000
	4160 Telephone Expenses	601	1,500	1,500	1,500	1,500	1,500
	4200 Repair & Maintenance	8,374	45,000	64,839	30,000	80,000	70,000
	4225 OSHA Safety Program	0	2,000	2,000	2,000	2,000	2,000
	4380 Contractual Services	15,369,551	16,332,656	16,342,731	15,632,656	16,645,000	16,535,000
		15,385,026	**16,388,156**	**16,418,070**	**15,665,156**	**16,735,500**	**16,615,500**
599 Inter-Departmental Charge	5072 Svc by Emergency Svcs	1,917	5,826	5,826	5,826	6,010	6,010
		1,917	**5,826**	**5,826**	**5,826**	**6,010**	**6,010**
Total Expenditures		**15,618,550**	**16,739,232**	**16,791,544**	**15,976,232**	**17,091,760**	**16,949,760**
Net Expenditures		**15,618,550**	**16,739,232**	**16,791,544**	**15,976,232**	**17,091,760**	**16,949,760**
50 Departmental Income		6,513,342	8,335,000	8,335,000	6,697,300	7,500,000	7,441,000
60 Miscellaneou Revenue		20,987	20,000	20,000	20,000	20,000	20,000
Total Revenues		**6,534,329**	**8,355,000**	**8,355,000**	**6,717,300**	**7,520,000**	**7,461,000**
Net Department Total		**9,084,221**	**8,384,232**	**8,436,544**	**9,258,932**	**9,571,760**	**9,488,760**

Environmental Facilities (60REFUSE)

Fund Balance Available	
January 1, 2026	22,955,752
Less: Transfer to 2026 Budget	
Less: Assigned for Purchases on Order	144,859
Total Available	**22,810,893**
Projected Savings from Operations	596,111
Projected Unrestricted December 31	23,407,004
Fund Balance Appropriated to 2027	**2,037,611**


WESTCHESTER
COUNTY

SALARY SCALES

SALARY SCALES

Shown on the following pages are the various salary scales in effect at the issuance of the Proposed Budget.

Pay Scales I & IA, in effect for the period January 1, 2027 through December 31, 2027 applies to all salaried positions represented by the Civil Service Employees Association (CSEA).

Pay Scale II, in effect for the period January 1, 2025 through December 31, 2025, applies to all managerial positions represented by the Teamsters.

Pay Scale III, in effect beginning January 1, 2025 through December 31, 2025, applies to all Executive salaried positions not represented by any union.

To find the salary scale of a particular position, find the Roman numeral job group opposite the position title in the budget proper; then find the corresponding group and applicable scales below. Each job group has a multi-step scale, representing the beginning rate and annual increases for which an employee is eligible. Salaries of flat-rated positions are shown opposite their respective titles. The salaries of elected officials are budgeted at the maximum of the job groups indicated.

SALARY SCALES

PAY SCALE I (Effective January 1, 2027)

CIVIL SERVICE EMPLOYEES ASSOCIATION (CSEA)

	STEPS				
Group	01	02	03	04	05
I	42,460	44,015	45,695	47,310	48,985
II	44,015	45,770	47,455	49,215	51,075
III	45,475	47,310	49,215	51,270	53,480
IV	47,630	49,730	52,055	54,395	56,925
V	50,465	52,945	55,560	58,270	60,950
VI	54,565	57,535	60,530	63,515	66,480
VII	59,385	62,750	66,215	69,675	73,120
VIII	64,530	68,455	72,390	76,460	80,435
IX	70,845	75,290	79,615	83,985	88,340
X	78,270	83,060	87,810	92,580	97,350
XI	83,695	90,515	97,405	104,215	111,120
XII	92,960	100,715	108,455	116,205	123,905
XIII	103,015	111,455	119,995	128,500	136,050
XIV	114,025	123,440	132,505	140,575	148,695
XV	126,345	135,815	144,730	153,655	162,540

Longevity Rates

5 years = $1,900
10 years = $2,100
15 years = $2,400
20 years = $3,000
25 years = $4,000

SALARY SCALES

PAY SCALE IA (Effective January 1, 2027)

CIVIL SERVICE EMPLOYEES ASSOCIATION (CSEA)

	STEPS							
Group	01	02	03	04	05	06	07	08
I	42,460	43,390	44,330	45,255	46,185	47,115	48,055	48,985
II	44,015	45,025	46,030	47,040	48,050	49,055	50,065	51,075
III	45,475	46,630	47,765	48,915	50,055	51,190	52,330	53,480
IV	47,630	48,960	50,285	51,615	52,935	54,265	55,595	56,925
V	50,465	51,960	53,450	54,955	56,455	57,955	59,450	60,950
VI	54,565	56,265	57,970	59,665	61,375	63,075	64,780	66,480
VII	59,385	61,335	63,310	65,260	67,230	69,195	71,150	73,120
VIII	64,530	66,800	69,065	71,340	73,620	75,895	78,160	80,435
IX	70,845	73,345	75,835	78,335	80,835	83,330	85,825	88,340
X	78,270	80,995	83,715	86,445	89,170	91,895	94,620	97,350
XI	83,695	87,615	91,530	95,450	99,370	103,285	107,195	111,120
XII	92,960	97,375	101,810	106,230	110,645	115,065	119,490	123,905
XIII	103,015	107,735	112,445	117,170	121,895	126,615	131,340	136,050
XIV	114,025	118,975	123,930	128,885	133,835	138,785	143,740	148,695
XV	126,345	131,520	136,685	141,855	147,035	152,200	157,370	162,540

Longevity Rates

8 years = $1,900
10 years = $2,100
15 years = $2,400
20 years = $3,000
25 years = $4,000

For CSEA employees hired after January 1, 2019

SALARY SCALES

PAY SCALE II (Effective January 1, 2025)

TEAMSTERS SALARY PLAN (MGMT)

	STEPS				
Group	01	02	03	04	05
X	73,430	77,930	82,365	86,870	91,325
XI	78,525	87,055	91,390	97,765	104,290
XII	87,205	94,480	101,750	109,020	116,250
XIII	96,660	104,575	112,570	120,540	127,650
XIV	106,955	115,805	124,335	131,880	139,475
XV	118,515	127,405	135,800	144,150	152,495
XVI	129,335	138,610	147,890	157,150	166,395
XVII	138,570	149,680	160,860	171,585	181,840
XVIII	150,870	163,455	175,340	186,735	197,780
XIX	163,810	177,115	189,795	202,265	214,695

Longevity Rates

5 years = $2,225
10 years = $2,425
15 years = $2,725
20 years = $3,725
25 years = $5,125

SALARY SCALES

PAY SCALE III (Effective January 1, 2025)

EXECUTIVE SALARY PLAN (EXEC)

	STEPS				
Group	01	02	03	04	05
X	73,430	77,930	82,365	86,870	91,325
XI	78,525	87,055	91,390	97,765	104,290
XII	87,205	94,480	101,750	109,020	116,250
XIII	96,660	104,575	112,570	120,540	127,650
XIV	106,955	115,805	124,335	131,880	139,475
XV	118,515	127,405	135,800	144,150	152,495
XVI	129,335	138,610	147,890	157,150	166,395
XVII	138,570	149,680	160,860	171,585	181,840
XVIII	150,870	163,455	175,340	186,735	197,780
XIX	163,810	177,115	189,795	202,265	214,695

Longevity Rates

5 years = $2,225
10 years = $2,425
15 years = $2,725
20 years = $3,725
25 years = $5,125

SALARY SCALES

PAY SCALE III (cont.)

The following titles to be paid at an annual flat rate, not to exceed $217,415:

Budget Director	Chief Advisor to the County Executive
Commissioner of Community Mental Health	Commissioner of Correction
Commissioner of Environmental Facilities	Commissioner of Emergency Services
Commissioner of Finance	Commissioner of Human Resources
Commissioner of Parks, Recreation and Conservation	Commissioner of Planning
Commissioner of Public Works & Transportation	Commissioner of Senior Programs and Services
Commissioner of Social Services	Commissioner of Elections
Commissioner of Probation	County Attorney
Director of Real Estate	Chief Information Officer
Director of Communications	Director of Economic Development

The following titles to be paid at annual flat rates as indicated, not to exceed:

Deputy County Executive	$219,780
Commissioner of Health	$256,430
Commissioner of Public Safety/Sheriff	$250,860
District Attorney	$232,600 or amount authorized pursuant to the NYS Judiciary Law Section 183-a, whichever is greater
Pathologist – Medical Examiner	$273,155
Pathologist – Deputy Medical Examiner	$256,430
County Legislator	$ 75,000 (Effective January 1, 2020 as per Board Act #237-2019)
County Executive	$230,000 (Effective January 3, 2025 as per Board Act #241-2024)
County Clerk	$217,415 (Effective January 1, 2024 as per Board Act #300-2023)


WESTCHESTER
COUNTY

DISTRICT MAPS

WESTCHESTER COUNTY, NEW YORK

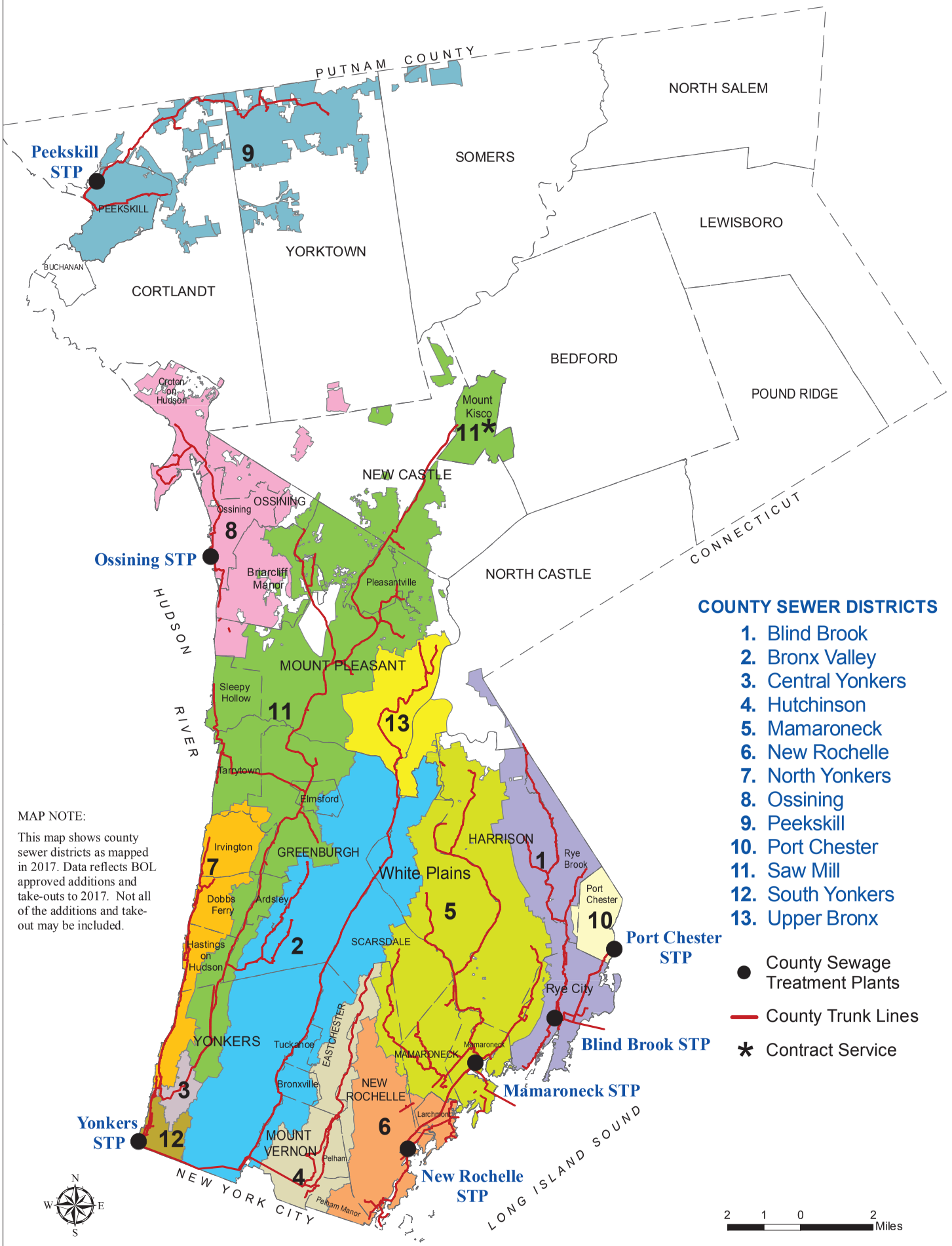

MAP NOTE:

This map shows county sewer districts as mapped in 2017. Data reflects BOL approved additions and take-outs to 2017. Not all of the additions and take-out may be included.

COUNTY SEWER DISTRICTS

1. Blind Brook
2. Bronx Valley
3. Central Yonkers
4. Hutchinson
5. Mamaroneck
6. New Rochelle
7. North Yonkers
8. Ossining
9. Peekskill
10. Port Chester
11. Saw Mill
12. South Yonkers
13. Upper Bronx

- ● County Sewage Treatment Plants
- — County Trunk Lines
- * Contract Service

County Sewer Districts

Westchestergov.com

GIS http://giswww.westchestergov.com
Michaelian Office Building
148 Martine Avenue Rm 214
White Plains, New York 10601

WESTCHESTER COUNTY, NEW YORK

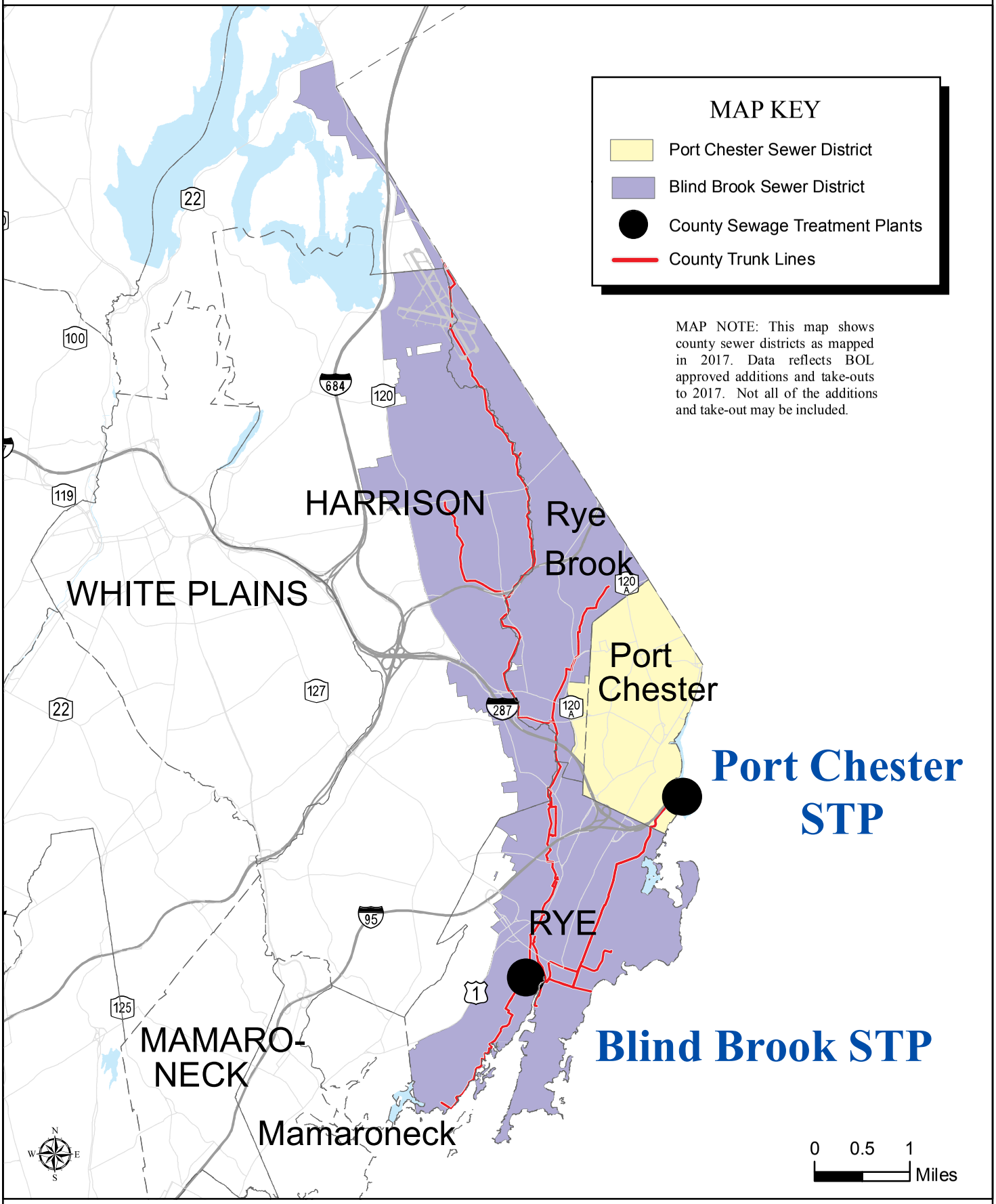

Westchester gov.com

Port Chester & Blind Brook Sewer Districts

GIS
http://giswww.westchestergov.com
Michaelian Office Building
148 Martine Avenue Rm 214
White Plains, New York 10601

WESTCHESTER COUNTY, NEW YORK

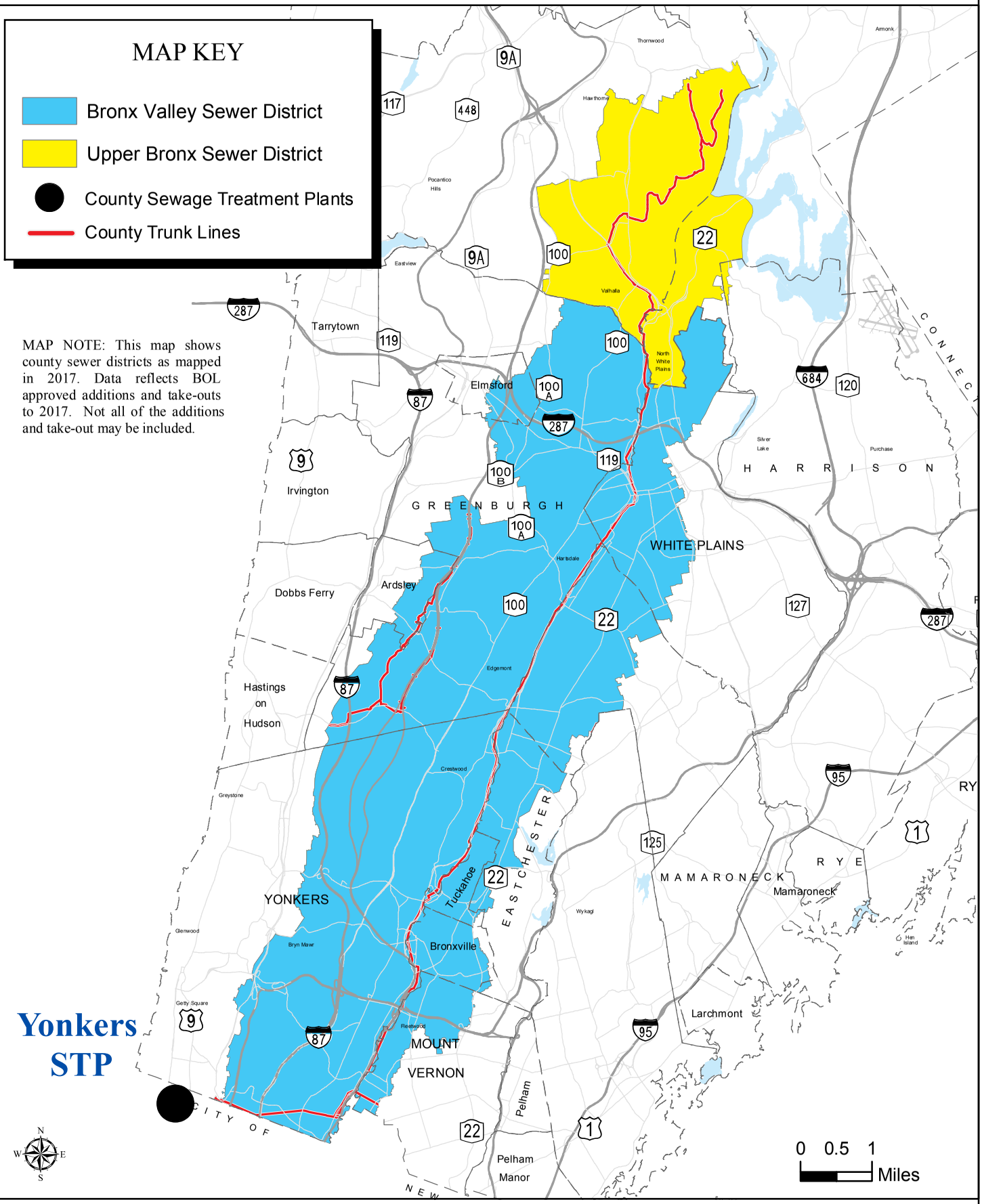

Westchester gov.com

Upper Bronx & Bronx Valley Sewer Districts

GIS
http://giswww.westchestergov.com
Michaelian Office Building
148 Martine Avenue Rm 214
White Plains, New York 10601

WESTCHESTER COUNTY, NEW YORK

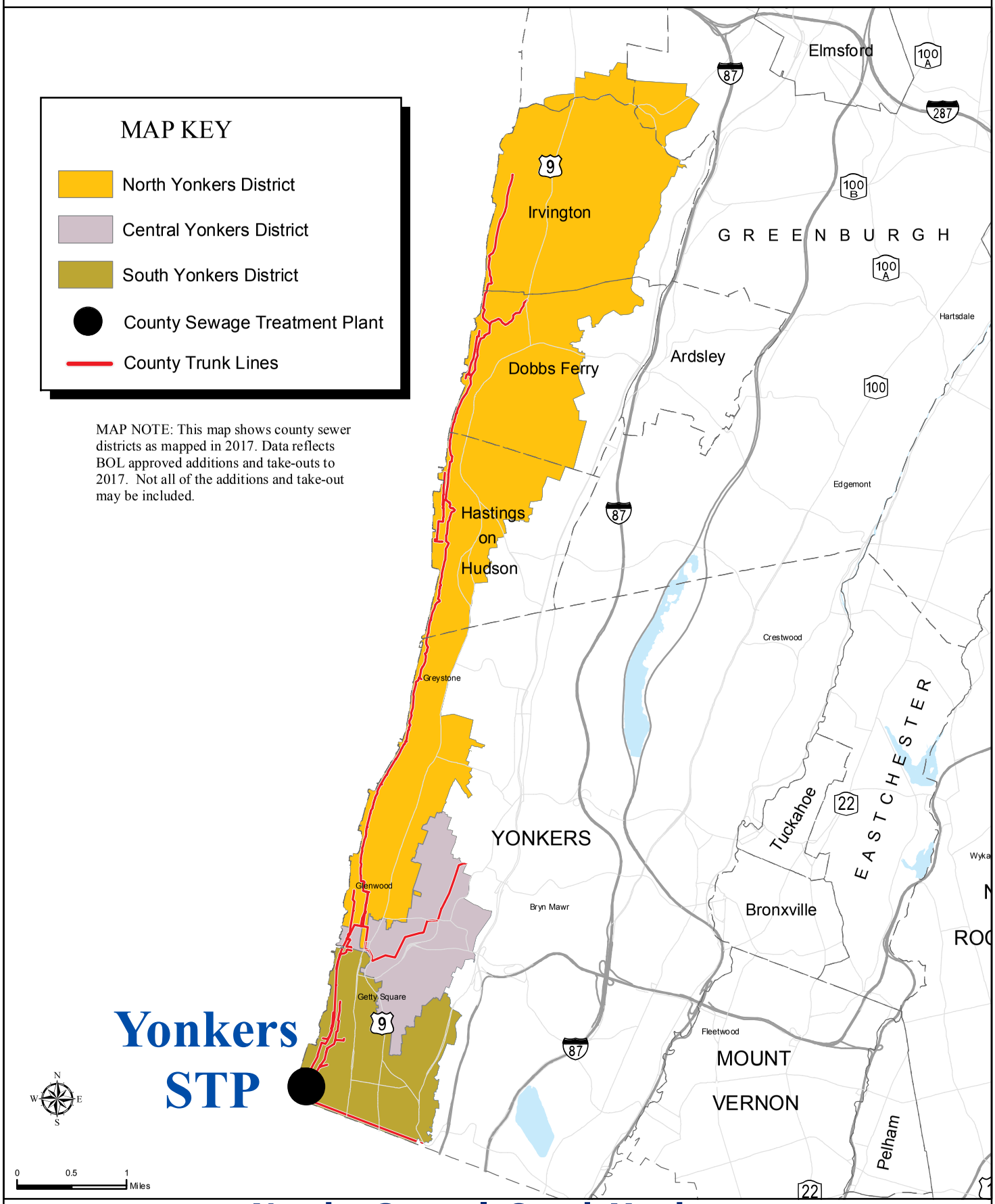

North - Central -South Yonkers Sewer Districts

Westchestergov.com

GIS
http://giswww.westchestergov.com
Michaelian Office Building
148 Martine Avenue Rm 214
White Plains, New York 10601

WESTCHESTER COUNTY, NEW YORK

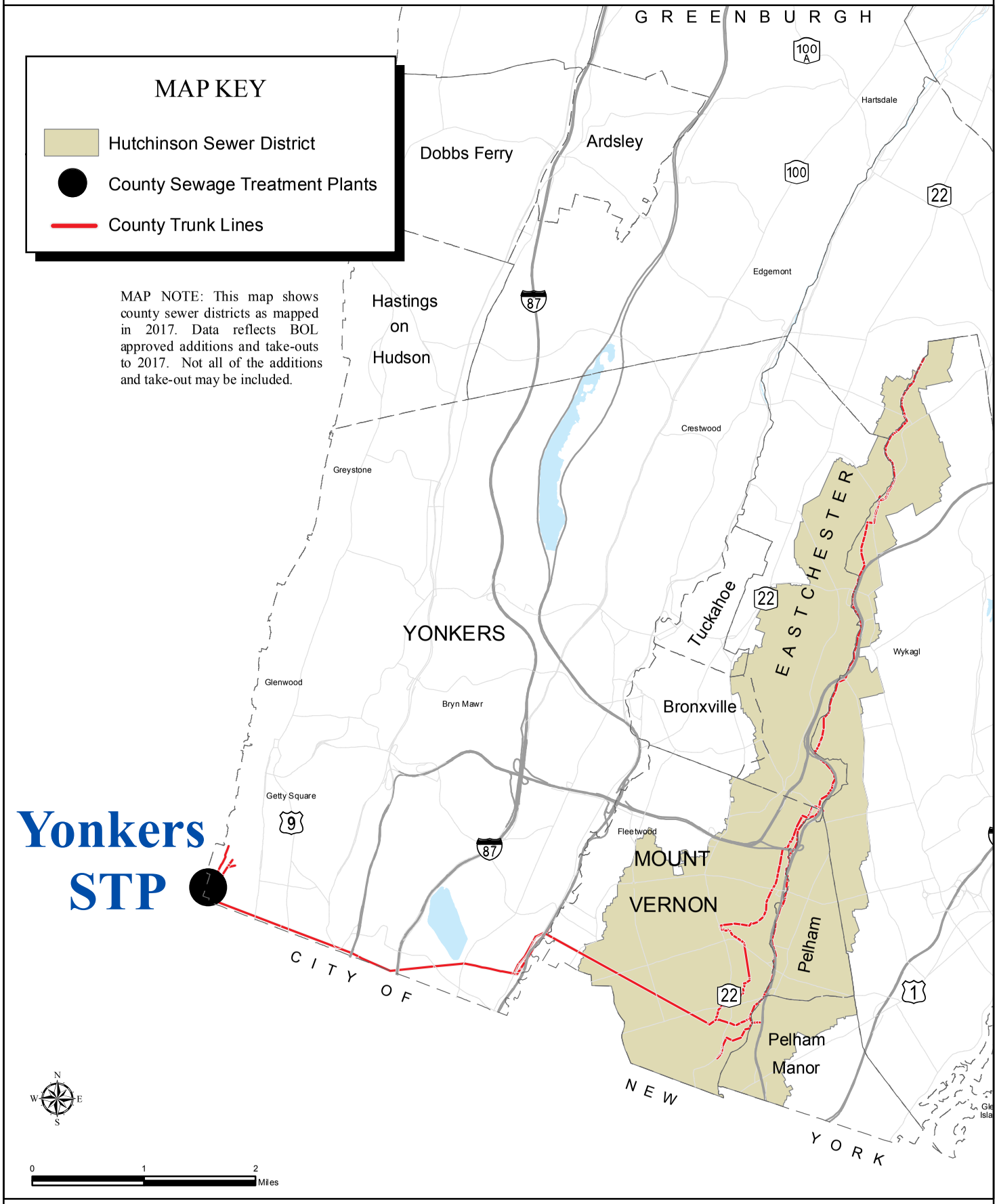

Hutchinson Sewer District

Westchester gov.com

GIS
http://giswww.westchestergov.com
Michaelian Office Building
148 Martine Avenue Rm 214
White Plains, New York 10601

WESTCHESTER COUNTY, NEW YORK

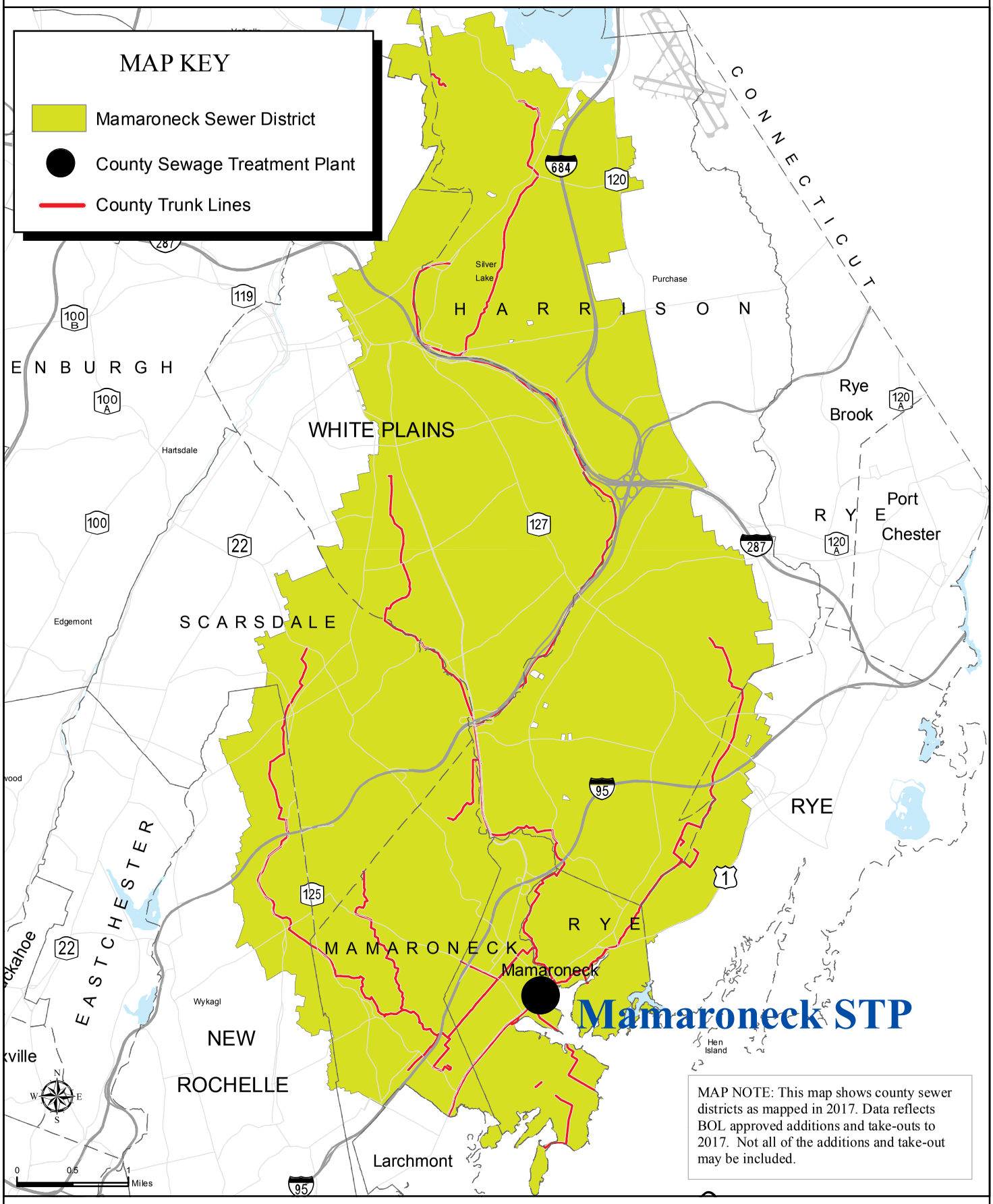

MAP NOTE: This map shows county sewer districts as mapped in 2017. Data reflects BOL approved additions and take-outs to 2017. Not all of the additions and take-out may be included.

Westchestergov.com

Mamaroneck Sewer District

GIS
http://giswww.westchestergov.com
Michaelian Office Building
148 Martine Avenue Rm 214
White Plains, New York 10601

WESTCHESTER COUNTY, NEW YORK

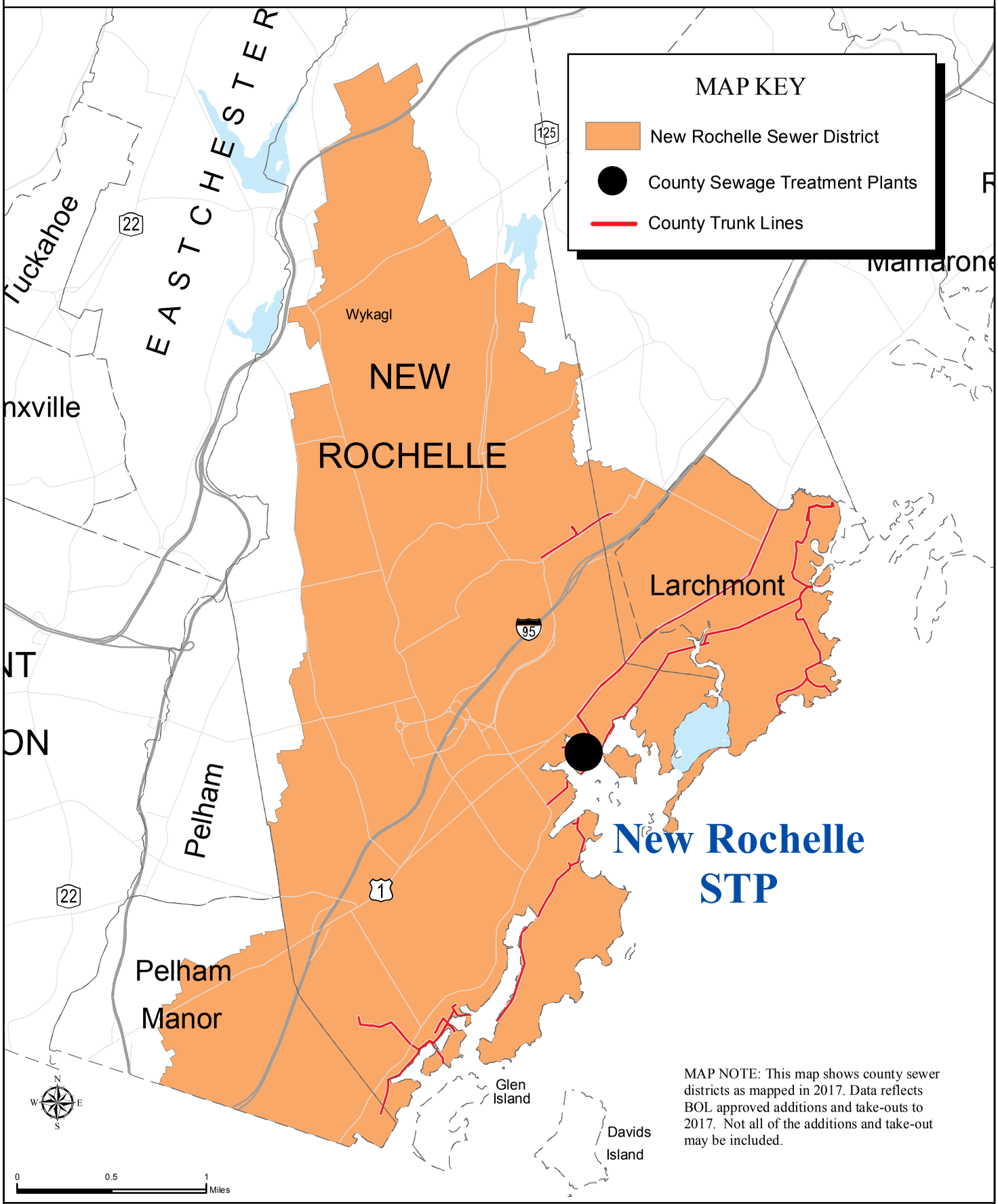

MAP NOTE: This map shows county sewer districts as mapped in 2017. Data reflects BOL approved additions and take-outs to 2017. Not all of the additions and take-out may be included.

Westchester gov.com

New Rochelle Sewer District

GIS
http://giswww.westchestergov.com
Michaelian Office Building
148 Martine Avenue Rm 214
White Plains, New York 10601

WESTCHESTER COUNTY, NEW YORK

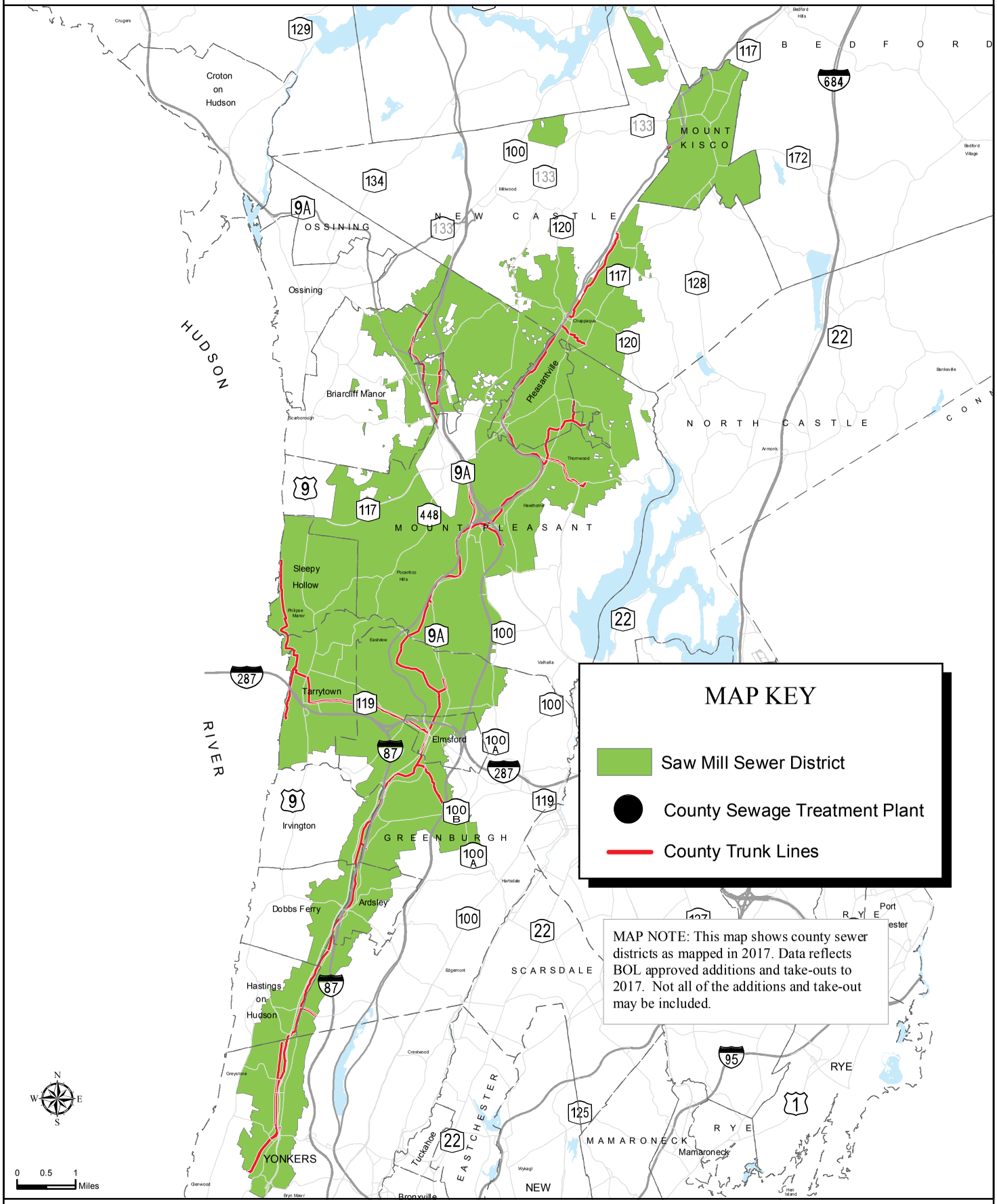

E-9

Westchester gov.com

Saw Mill Sewer District

GIS
http://giswww.westchestergov.com
Michaelian Office Building
148 Martine Avenue Rm 214
White Plains, New York 10601

WESTCHESTER COUNTY, NEW YORK

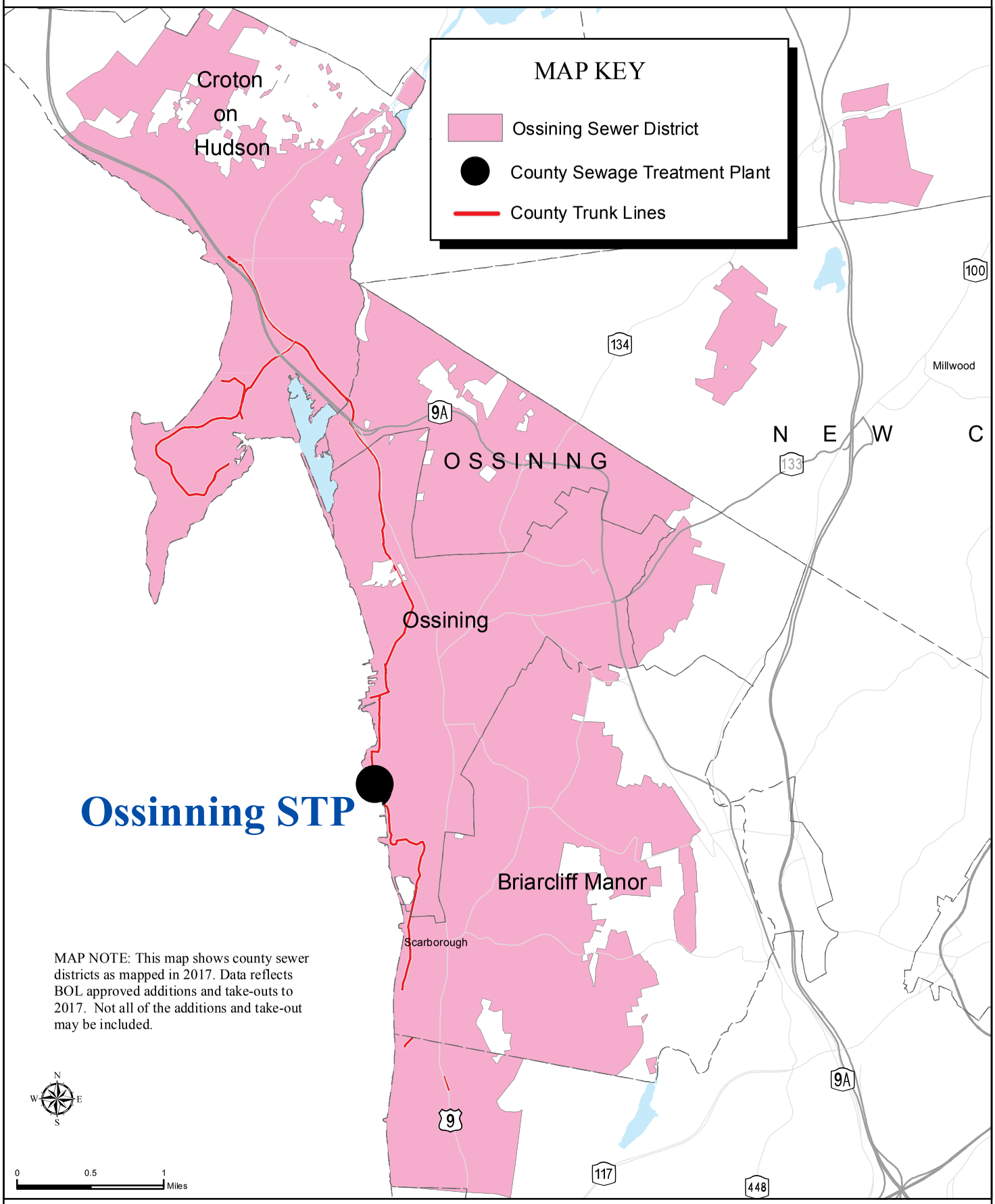

Ossining Sewer District

Westchester gov.com

GIS

http://giswww.westchestergov.com
Michaelian Office Building
148 Martine Avenue Rm 214
White Plains, New York 10601

WESTCHESTER COUNTY, NEW YORK

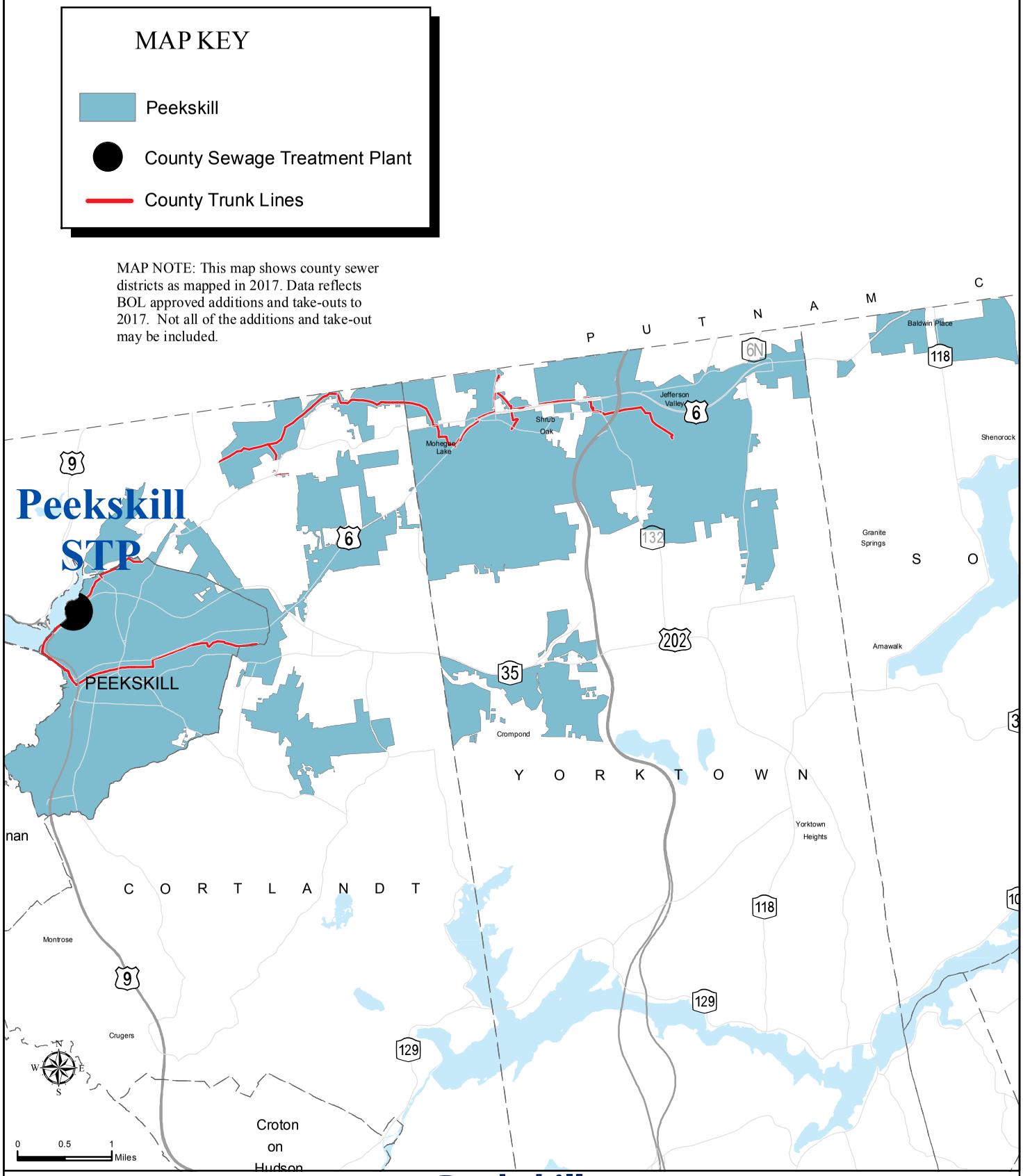

Peekskill Sewer District

Westchester gov.com

GIS
http://giswww.westchestergov.com
Michaelian Office Building
148 Martine Avenue Rm 214
White Plains, New York 10601

WESTCHESTER COUNTY, NEW YORK

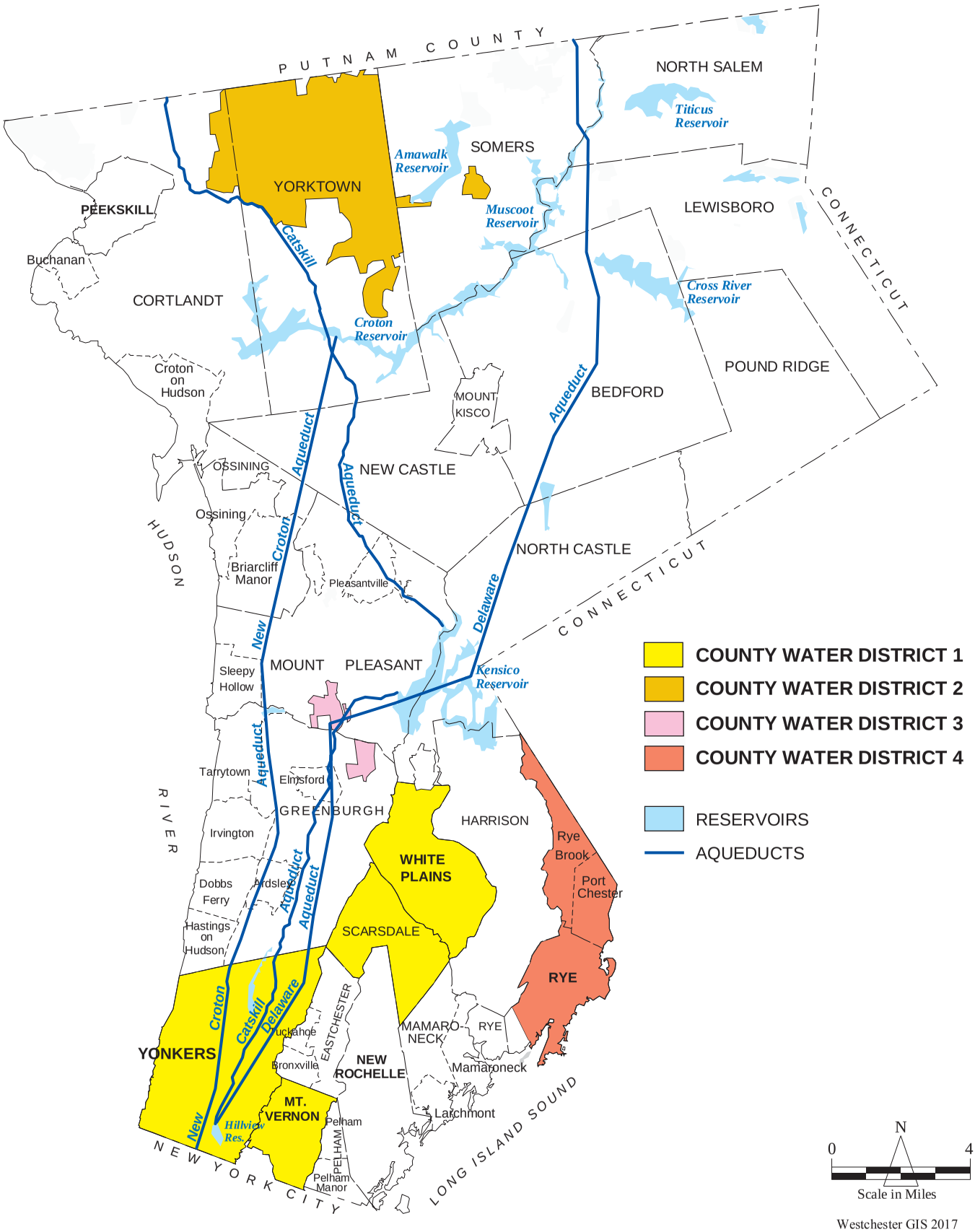

Westchester GIS 2017

Westchester gov.com

County Water Districts

Michaelian Office Building
148 Martine Avenue Rm 214
White Plains, New York 10601

WESTCHESTER COUNTY, NEW YORK

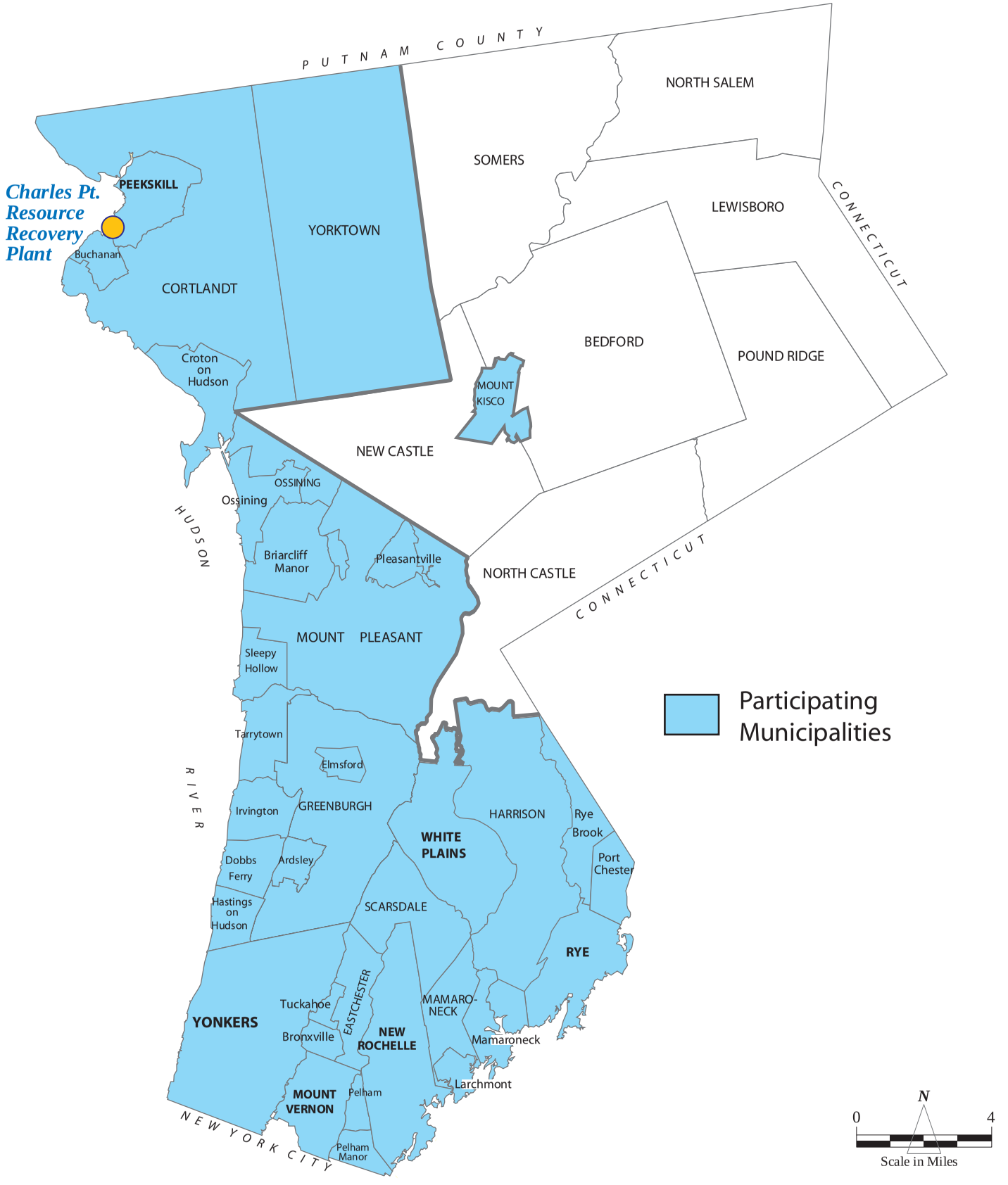

Westchester gov.com

Refuse Disposal District

Michaelian Office Building
148 Martine Avenue Rm 214
White Plains, New York 10601

WESTCHESTER COUNTY

Kenneth W. Jenkins, County Executive
Lawrence C. Soule, Budget Director
Department of Budget